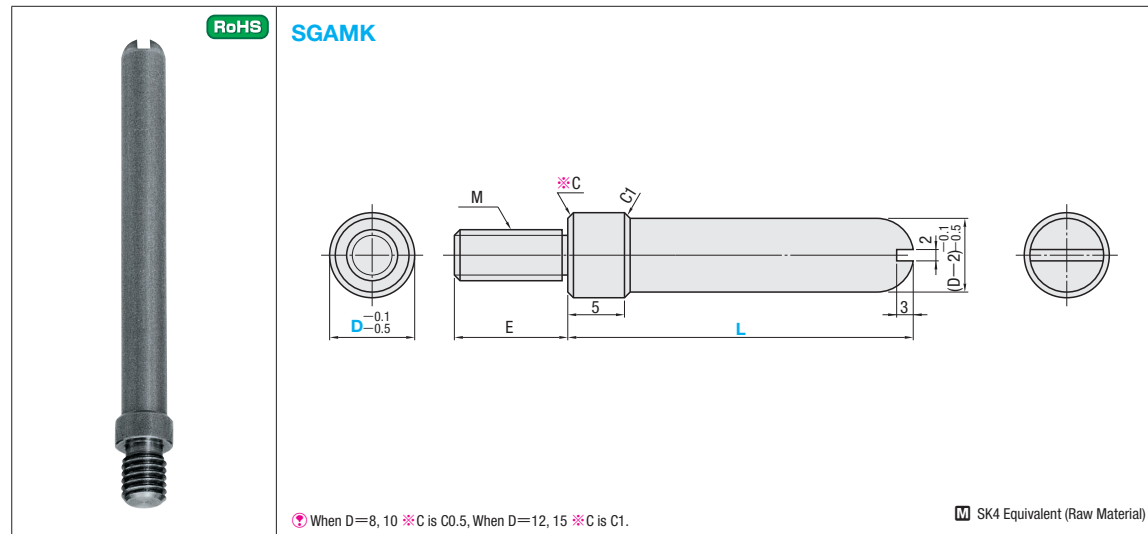


SPRING GUIDE PINS

SPRING GUIDE PINS

Ⓜ Non JIS material definition is listed on P.1351 - 1352



M	E	Part Number		L 10mm increments	U/Price 1~19			
		Type	D		L20 · 30 · 40	L50 · 60	L70 · 80	L90 · 100
6	10	SGAMK	8	20~60				
8	10		10	20~80				
8	10		12	20~80				
10	12		15	20~100				

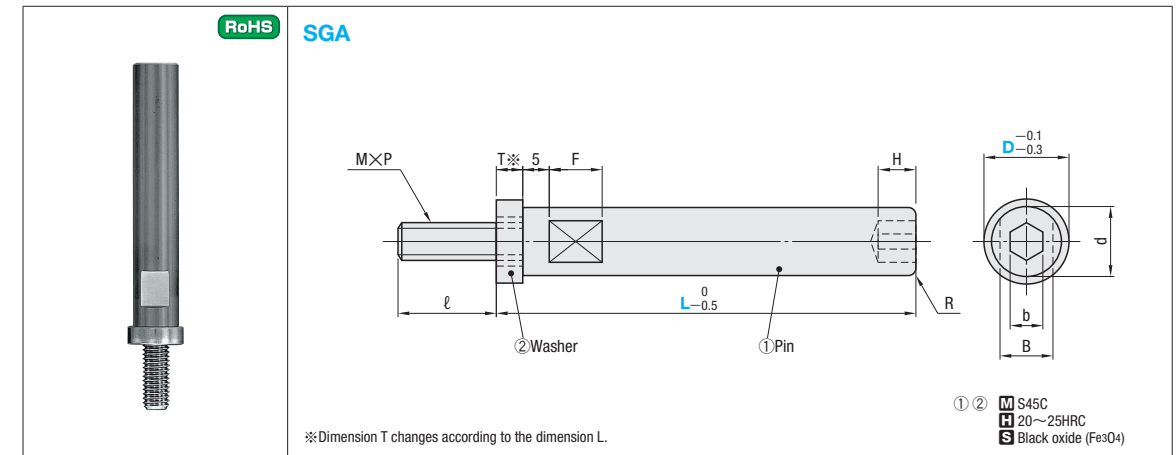
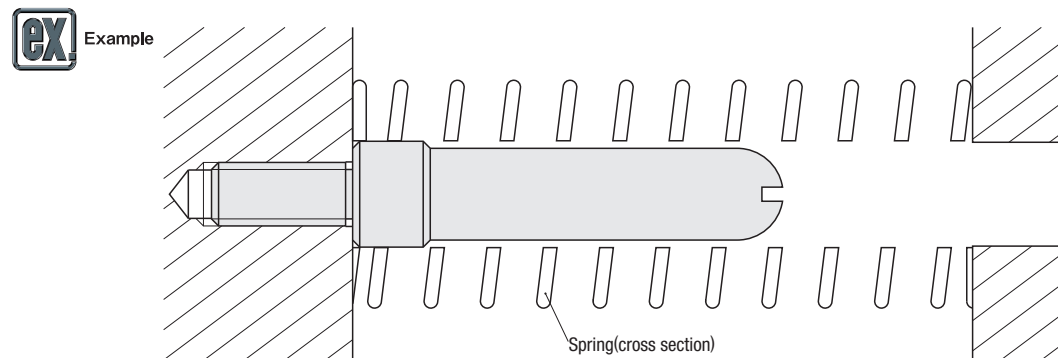
Quotation

Order Part Number — L
SGAMK10 — 50

Price Quotation

Days to Ship Quotation

Characteristics This spring guide pin was developed for plastic molding with horizontal application in mind. Its optimum guide diameter (2mm smaller than an applicable spring) as well as annealed steel shaft, can minimize wear on the spring and helps reduce probabilities of spring breakage.
 ※When using this spring guide pin in the horizontal position, make sure to apply initial deflection.



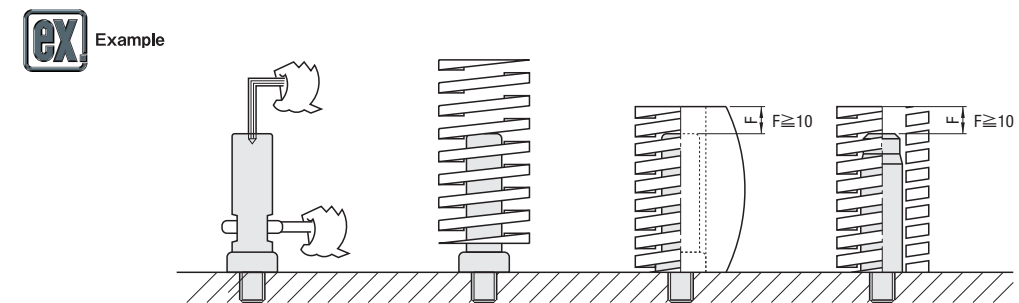
M×P	ℓ	b	H	B	F	R	T	d	Applicable coil		Part Number		L 5mm increments
									Minimal	Other	Type	D	
4×0.7	7	3	3	4	8	1	3	6	φ 14	φ 14	SGA	7	20~50
									φ 16	φ 16		8	
5×0.8	8	4	3	6	8	1.5	4	8	φ 18	φ 18	SGA	9	20~75
									φ 20	φ 20		10	
6×1.0	10	5	4	8	8	2	5	10	φ 20 · 22	φ 22	SGA	11	20~85
									φ 25	φ 25		12.5	
8×1.25	17 (12)	6	4	11	10	2.5	5 (10)	13	φ 25 · 27	φ 27	SGA	13.5	20~125
									φ 30	φ 30		15	
10×1.5	20 (15)	8	5	14	12	3	5 (10)	16	φ 35	φ 35	SGA	16	30~185
									φ 40	φ 40		17.5	
12×1.75	23 (18)	10	6	17	14	3	5 (10)	20	φ 50	φ 50	SGA	19	30~215
									φ 55	φ 55		20	
16×2.0	27 (22)	14	8	22	16	3	5 (10)	25	φ 60	φ 60	SGA	22	50~215
									φ 65	φ 65		25	

Ⓜ No spanner grooving for L=20 of SGA7~12.5, L=20~25 of SGA13.5~16, and L=30~35 of SGA17.5~27.5.
 Ⓜ For 5mm L (L=25, 35, 45...) of SGA13.5~33, T and ℓ dimensions are () as indicated.
 Ⓜ Applicable coil springs are indicated by external diameter.

Order Part Number — L
SGA20 — 125

Price Quotation

Days to Ship Quotation



Fasten the pin with an Allen wrench (using a wrench socket on the pin tip) or with a spanner (using relieves on the pin shaft).

Install the spring over a bushing and adjust its position.

Select L size to give an allowance of 10mm or more above the spring guide when it comes at the bottom dead center.