L-Shaped Angles

Outer Side Datum, Cold Drawn Steel, Configurable Type

L-Shaped Angles – Outer Side Datum, Cold Drawn Steel, Configurable Type

RoHS 10

Type	Material
LSS	1018 Carbon Steel or Equivalent
LSA	6063 Aluminum Alloy

① √area of 1018 Carbon Steel or Equivalent has shot blast finishing.

① 6063 Aluminum Alloy surfaces are "as extruded".

LSS
LSA

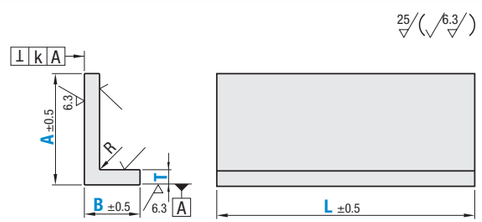

Part Number Type	Part Number T	T Tolerance	1 mm Increment A	B	L
LSS	5	±0.5	25–75	25–75	25–300
	6				
	10	±1.0	25–125	25–125	
	12	±1.5	101–150	101–150	
	15		151–175	151–175	50–300
LSA	5	±0.5	25–75	25–75	25–300
	6				
	10	±1.0	25–125	25–125	
	12		101–125	101–125	51–300

Longitudinal Dimension of A & B	Perpendicularity k LSS	LSA
25–80	0.05 or Less	
81–125	0.10 or Less	
126–150		
151–175	0.15 or Less	

Longitudinal Dimension of A & B	T	R LSS	LSA
25–60	5	8.5–10	1 or Less
61–75			6–8
25–50	6		
51–75			8–9
25–60	10	10–14	12
61–150			
25–60	12		0.3
61–150			
151–175	15	16–18	—

Part Number	A	B	Available Types LSS5 / LSS6 L25–50	L51–100	L101–150	L151–200	L201–250	L251–300	LSS10 L25–50	L51–100	L101–150	L151–200	L201–250	L251–300	LSS12 L25–50	L51–100	L101–150	L151–200	L201–250	L251–300	LSS15 L50–100	L101–150	L151–200	L201–250	L251–300
LSS5 LSS6 LSS10 LSS12 LSS15	25–50	25–50	•	•	•	•	•	•	•	•	•	•	•	•	—	—	—	—	—	—	—	—	—	—	—
	51–75		•	•	•	•	•	•	•	•	•	•	•	•	—	—	—	—	—	—	—	—	—	—	—
	76–100		—	—	—	—	—	—	•	•	•	•	•	•	—	—	—	—	—	—	—	—	—	—	—
	101–125		—	—	—	—	—	—	•	•	•	•	•	•	—	—	—	—	—	—	—	—	—	—	—
	25–50	51–75	•	•	•	•	•	•	•	•	•	•	•	•	—	—	—	—	—	—	—	—	—	—	—
	51–75		•	•	•	•	•	•	•	•	•	•	•	•	—	—	—	—	—	—	—	—	—	—	—
	76–100		—	—	—	—	—	—	•	•	•	•	•	•	—	—	—	—	—	—	—	—	—	—	—
	101–125		—	—	—	—	—	—	•	•	•	•	•	•	—	—	—	—	—	—	—	—	—	—	—
	25–50	76–100	—	—	—	—	—	—	•	•	•	•	•	•	—	—	—	—	—	—	—	—	—	—	—
	51–75		—	—	—	—	—	—	•	•	•	•	•	•	—	—	—	—	—	—	—	—	—	—	—
	76–100		—	—	—	—	—	—	•	•	•	•	•	•	—	—	—	—	—	—	—	—	—	—	—
	101–125		—	—	—	—	—	—	•	•	•	•	•	•	—	—	—	—	—	—	—	—	—	—	—
	25–50	101–125	—	—	—	—	—	—	•	•	•	•	•	•	—	—	—	—	—	—	—	—	—	—	—
	51–75		—	—	—	—	—	—	•	•	•	•	•	•	—	—	—	—	—	—	—	—	—	—	—
	76–100		—	—	—	—	—	—	•	•	•	•	•	•	—	—	—	—	—	—	—	—	—	—	—
	101–125		—	—	—	—	—	—	•	•	•	•	•	•	•	•	•	•	•	•	—	—	—	—	—
	126–150		—	—	—	—	—	—	—	—	—	—	—	—	•	•	•	•	•	•	—	—	—	—	—
	101–125	126–150	—	—	—	—	—	—	—	—	—	—	—	—	•	•	•	•	•	•	—	—	—	—	—
	126–150		—	—	—	—	—	—	—	—	—	—	—	—	•	•	•	•	•	•	—	—	—	—	—
	151–175	151–175	—	—	—	—	—	—	—	—	—	—	—	—	—	—	—	—	—	—	•	•	•	•	•

Part Number	A	B	Available Types LSA5 / LSA6 L25–50	L51–100	L101–150	L151–200	L201–250	L251–300	LSA5 / LSA6 L25–50	L51–100	L101–150	L151–200	L201–250	L251–300	LSA12 L51–100	L101–150	L151–200	L201–250	L251–300
LSA5 LSA6 LSA10 LSA12	25–50	25–50	•	•	•	•	•	•	•	•	•	•	•	•	—	—	—	—	—
	51–75		•	•	•	•	•	•	•	•	•	•	•	•	—	—	—	—	—
	76–100		—	—	—	—	—	—	•	•	•	•	•	•	—	—	—	—	—
	25–50	51–75	•	•	•	•	•	•	•	•	•	•	•	•	—	—	—	—	—
	51–75		•	•	•	•	•	•	•	•	•	•	•	•	—	—	—	—	—
	76–100		—	—	—	—	—	—	•	•	•	•	•	•	—	—	—	—	—
	25–50	76–100	—	—	—	—	—	—	•	•	•	•	•	•	—	—	—	—	—
	51–75		—	—	—	—	—	—	•	•	•	•	•	•	—	—	—	—	—
	76–100		—	—	—	—	—	—	•	•	•	•	•	•	—	—	—	—	—
	101–125	101–125	—	—	—	—	—	—	•	•	•	•	•	•	•	•	•	•	•

Part Number Example

Part Number - A - B - L

LSS5 - A25 - B25 - L100

Part Number Alterations

Part Number - A - B - L - (CKC / SR / WR)

LSS10 - A100 - B50 - L200 - CKC

Alterations	Code	Spec.
Corner Cut 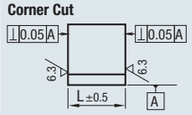	CKC	Both sides of dimension L are machined to be perpendicular to surface A. **Ordering Code:** CKC

Alterations	Code	Spec.
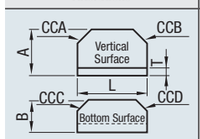	CCA / CCB / CCC / CCD	Any corner can be cut. 1 ≤ Corner Cut ≤ 30 1 mm Increment **Ordering Code:** (Ex.) When A and D are to be cut with C5 ⟶ CCA5-CCD5

L-Shaped Surface Treated Angles

Mill Finished, Outside Datum Perpendicularity, Configurable Type

L-Shaped Surface Treated Angles – Mill Finished, Outside Datum Perpendicularity, Configurable Type



RoHS 10

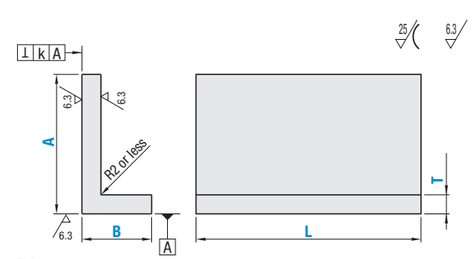

SS material and aluminum are tied by steel wire and aluminum wire respectively. They are then hung and plated; since angles don't have holes.

Areas tied by wire may be discolored after treatment.

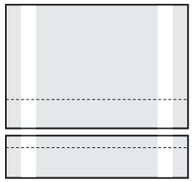

Tolerance

	T	A	B	L
L: Up to 300	±0.3	±0.5	±0.5	±0.5
L 301–	±0.5	±0.7	±0.7	±0.5

Code	Surface Treatment	Material
BLAS	Black Oxide	1018 Carbon Steel or Equivalent
MLAS	Electroless Nickel Plating	
YLAS	Bright Chromate Plating	
SLAS	Trivalent Chromate	
WLAA	Clear Anodize	6063 Aluminum Alloy
ELAA	Black Anodize	

T Dimension	Longitudinal Dimension A & B	Perpendicularity k L: Up to 300	L301–400	L401–500
5–6	Min.–75	0.05	—	—
10	Min.–50	0.05	0.2	0.25
	51–80		0.25	0.35
	81–125	0.1	0.3	0.4
12–15	Min.–80	0.05	0.3	0.35
	81–125	0.1	0.35	0.4
15	126–150	0.35	0.4	0.5

Part Number Type	Part Number T	1mm Increment A	B	L
BLAS MLAS YLAS SLAS	5	20–75	20–75	25–300
	6			
	10	25–125	25–125	
	12	50–125	50–125	50–300
	15	50–150	50–150	
WLAA ELAA	5	20–75	20–75	25–300
	6			
	10	25–100	25–100	
	12	50–125	50–125	50–300

Part Number Example

Part Number - A - B - L

BLAS10 - A75 - B50 - L100

Part Number Alterations

Part Number - A - B - L - (CKC, CCA, CCB, etc.)

BLAS10 - A120 - B120 - L150 - CKC

Alterations	Code	Spec.
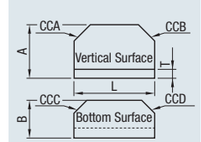	CCA / CCB / CCC / CCD	Any corner can be cut. 1 ≤ Corner Cut ≤ 30 1 mm Increment **Ordering Code:** (Ex.) When A and D are to be cut with C5 ⟶ CCA5-CCD5

Alterations	Code	Spec.
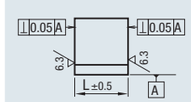	CKC	Both sides of dimension L are machined to be perpendicular to surface A. **Ordering Code:** CKC