Sanitary Pipe Fittings

Double Weld / Welded Thread / L-Shaped Gasket

Double Weld Elbow

RoHS10

Type	Material
SNWE	304 Stainless Steel
SNWES	316 Stainless Steel

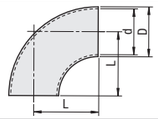

Part Number Type	No.	D	d	L
SNWES	8A	13.8	10.5	38
	10A	17.3	14.0	
	15A	21.7	17.5	
SNWE SNWES	1S	25.4	23	34
	1.5S	38.1	35.7	49
	2S	50.8	47.8	61
	2.5S	63.5	59.5	84
	3S	76.3	72.3	89

Double Weld 45° Elbow

RoHS10

Type	Material
SNWHE	304 Stainless Steel
SNWHES	316 Stainless Steel

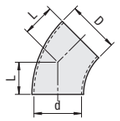

Part Number Type	No.	D	d	L
SNWHE SNWHES	1S	25.4	23	15.8
	1.5S	38.1	35.7	23.7
	2S	50.8	47.8	31.6
	2.5S	63.5	59.5	42
	3S	76.3	72.3	52.6

Double Weld Tees

RoHS10

Type	Material
SNWT	304 Stainless Steel
SNWTS	316 Stainless Steel

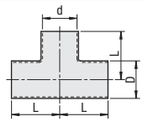

Part Number Type	No.	D	d	L
SNWT SNWTS	1S	25.4	23.0	34.0
	1.5S	38.1	35.7	49.0
	2S	50.8	47.8	61.0
	2.5S	63.5	59.5	84.0
	3S	76.3	72.3	89.0

Pipe Hangers

RoHS10

Type	Material
SNZP	304 Stainless Steel

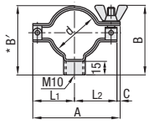

Part Number Type	No.	d	A	B	L_1	L_2	C
SNZP	1S	25.5	60	56	28	30	2
	1.5S	38.0	81.5	63	39	37.5	5
	2S	50.8	96.5	76	46	47	3.5
	2.5S	63.5	111.5	*86	53.5	54.5	3.5
	3S	76.2	122	*98	58	61	3

Dimensions marked with * are B' Dimension. ⓘ All widths are 28.

Welding Male Thread Seat

RoHS10

Type	Material
SNYNS	304 Stainless Steel

Part Number Type	No.	D	d
SNYNS	1S	25.4	23.0
	1.5S	38.1	35.7
	2S	50.8	47.8
	2.5S	63.5	59.5
	3S	76.3	72.3

Welding Liner

RoHS10

Type	Material
SNYRN	304 Stainless Steel

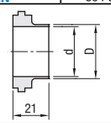

Part Number Type	No.	D	d
SNYRN	1S	25.4	23.0
	1.5S	38.1	35.7
	2S	50.8	47.8
	2.5S	63.5	59.5
	3S	76.3	72.3

Hexagon Socket Head Cap Screw

RoHS10

Type	Material
SNRN	304 Stainless Steel

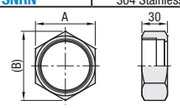

Part Number Type	No.	A	(B)
SNRN	1S	46	53.1
	1.5S	56	64.6
	2S	71	81.9
	2.5S	85	98.1
	3S	100	115.4

L-Shaped Gasket

RoHS10

Type	Material
SNLGS	Silicon
SNLGSF	PTFE

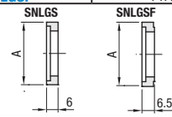

Part Number Type	No.	A SNLGS	A SNLGSF
SNLGS SNLGSF	1S	32.5	33.4
	1.5S	46	46.8
	2S	59.5	60.5
	2.5S	73.2	74.0
	3S	86.5	87.0

Part Number Example

Part Number
SNYNS1S

Application Example

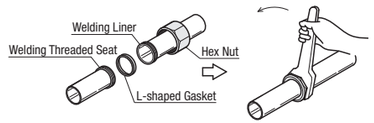

There's more on the web: misumiusa.com

Sanitary Pipe Fittings

One-Touch Clamp / Gasket/ Cap Cover

One-touch Clamp

RoHS10

Type	Material	Recommended Operating Pressure
SNCPW	304 Stainless Steel	0–1 MPa

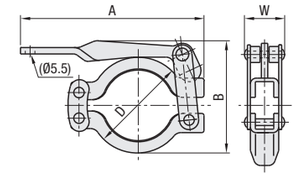

Part Number Type	No.	D	A	B	W
SNCPW	1S	60	114	70	25
	1.5S				
	2S	75	124	88	25

ⓘ SNCPW1S and 1.5S are same shape

Conventional Product (SNCP) **New Product (SNCPW)**

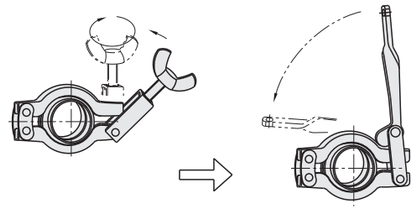

Part Number Example

Part Number
SNCPW2S

Features

- Reduces time for attaching or detaching the clamps, and improves operating efficiency.
- Suitable for test equipment requiring frequent attaching and detaching.
- Lever provides uniform torque to enable secure tightening without damaging the gaskets.
- Lack of cross-threading results in more durability compared to screw fastening type.
- Little wear of threads produces less metal powder, contributing in excellent hygiene.

Allowable Pressure Range: 1 MPa or lower

Results of Pressure Test (Conditions: Water Pressure at Room Temperature)

- 1.5 MPa x 30 minutes: No Leakage
- After 300 times of open/close cycles, 1.5 MPa x 30 minutes: No Leakage

CAUTION

Excessive pressure on the lever may cause the clamp to come off as there is no locking mechanism.
To prevent the malfunction of the clamp, locking the lever using a hole on the lever is recommended.

Application Example

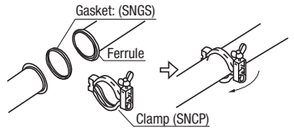

Cover Cap

RoHS10

Type	Material
SNGCN	316L Stainless Steel

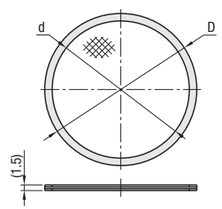

Part Number Type	No.	Mesh Roughness	D	d
SNGCN	1S	40 / 100 / 200	29	23
	1.5S		40	35.7
	2S		53	47.8

ⓘ As the mesh number gets larger, mesh becomes finer.

Gasket

RoHS10

Type	Material
SNGGS	Silicon
SNGGF	PTFE

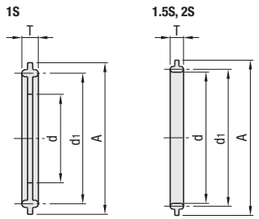

Part Number Type	No.	A	T	d	d_1
SNGGS SNGGF	1S	50.5	5.5 (5)	30 (29.5)	43.5
	1.5S			41 (40.5)	
	2S	64		54 (53.5)	56.5

ⓘ Dimensions in ( ) are for SNGGF.

Application Example

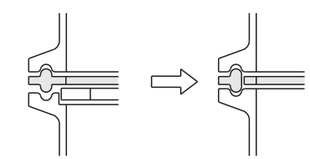

Features

- Connecting pipes without adding the ferrule is possible.
- Attachable to existing piping system.

CAUTION

Even when sealed with a gasket, fluid may still leak.
Be sure not to use at large flow area as it may cause damage to gasket.

Part Number Example

Part Number	-	Mesh Roughness
SNGCN1S	-	40

Check out misumiusa.com for the most current pricing and lead time.