Duct Boxes

Duct Plumbing Manifold

RoHS10

Type 2 Outlets	Type 3 Outlets	Size	Material
DBXWS	DBXTS	150 x 150 x 300	304 Stainless Steel
DBXWM	DBXTM	200 x 200 x 300	

- d_1 is tapped hole, and nut is welded to the back side.
- There are no holes on other sides than the hole side.

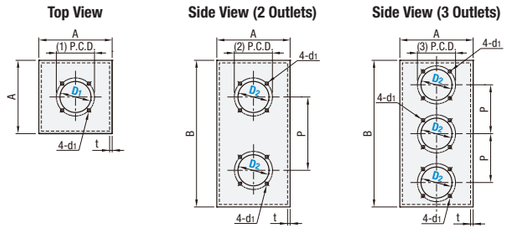

Application Example

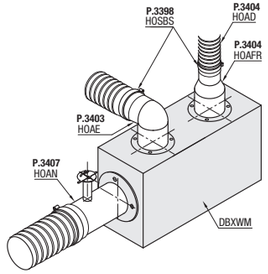

Part Number / Type	D_1	D_2	A	B	D_1, D_2		P		d_1	t	Available Types			
						1P.C.D.	2 Outlets	3 Outlets			DBXWS	DBXTS	DBXWM	DBXTM
150 x 150 x 300 DBXWS (2-Story Type) DBXTS (3-Story Type)	38	38	150	300	38	52	145	98	M6	2	•	•	—	—
	50	50			50	65								
	65	65			65	77.5								
	75	75			75	94		—	M8					
	100	100			100	119								
200 x 200 x 300 DBXWM (2-Story Type) DBXTM (3-Story Type)	38	38	200	300	38	52	145	98	M6	2	—	—	•	•
	50	50			50	65								
	65	65			65	77.5								
	75	75			75	94		—	M8					
	100	100			100	119								
	113	—			113	134	—							
	125				125	148								
	150				150	173								

- D_2=75, 100 is not available for 3-story Type (DBXTS, DBXTM).

Part Number Example

Part Number	-	D_1	-	D_2
DBXWS	-	100	-	50
DBXTM	-	113	-	38

High Pressure Blowers

RoHS10

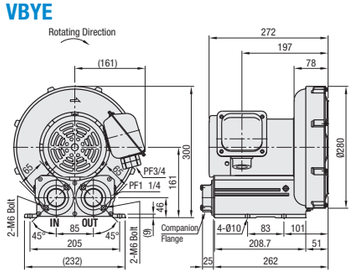

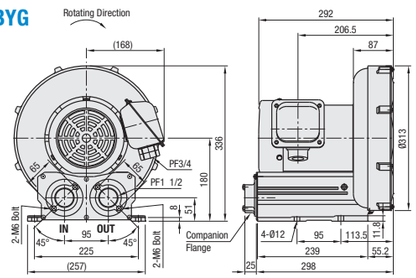

Part Number / Type	Phases	Power Supply Voltage (V)	Frequency (Hz)	Suction Characteristics Rated Air Volume (m^3/min)	Suction Rated Static Pressure (kPa)	Suction Max. Static Pressure (kPa)	Suction Max. Output (kW)	Suction Max. Current (A)	Discharge Characteristics Max. Static Pressure (kPa)	Discharge Max. Output (kW)	Discharge Max. Current (A)	Max Air Volume (m^3/min)	Noise dB (A)	Starting Current (A)	Mass (kg)
VBYE	Three-Phase	200	50	0.9	4.4	9.7	0.35	1.8	10.2	0.38	1.9	1.7	58	17.4(50Hz)	17.5
			60	1.3	4.4	12.3	0.53	2.2	12.7	0.56	2.3	2	62	16.7(60Hz)	
VBYG	Three-Phase	200	50	1.2	6.5	11.5	0.63	2.9	12.3	0.67	3.1	2.6	63	22(50Hz)	21.5
			60	2	5.9	13.3	0.88	3.6	13.5	0.9	3.7	3.1	66	20(60Hz)	

*For Blower Nozzles (AFTBA), see our online catalog.

Part Number Example

Part Number
VBYE

Specifications

- Environment Temperature and Air Vacuum Temperature: -20~+40°C
- Reference Temperature: 90% or less
- Use only for vacuuming air. Do not use for vacuuming fluid, corrosive and explosive gases.

Application Example

Dust Separator

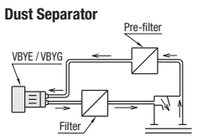

Possible Operating Range

VBYE

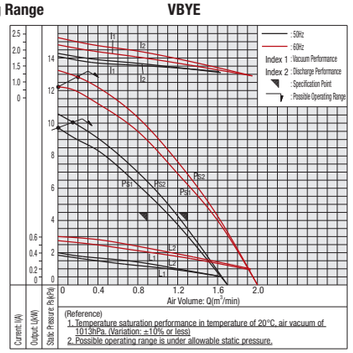

VBYG

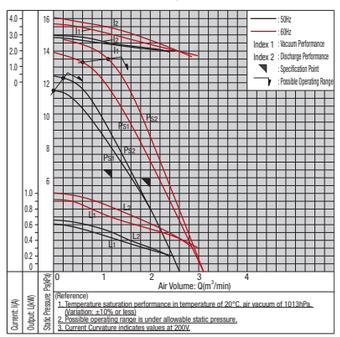

Ball Valves (Stainless Steel)

PT Female / PT Female



Type	Material Main Body	Material Ball Seat	Max. Operating Pressure
BRTK_	C37700 Brass	Fluororesin containing Glass Fiber	Water, Oil, Air: 4.12MPa
BSFF_	CF-8 Stainless Steel Cast	Fluororesin	Water, Oil, Air, Gas: 4.12 MPa Saturated Steam: 1 MPa
BSFFS_	CF-8M Stainless Steel Cast		

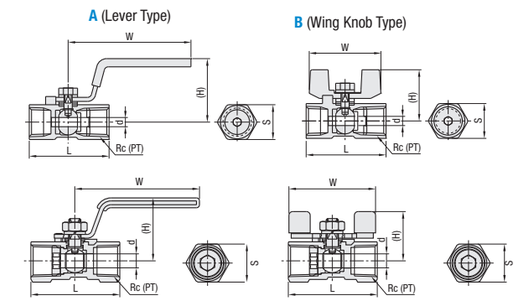

Part Number Type	Handle Shape	No.	Rc (PT)	d	S	A Shape L	A Shape (H)	A Shape W	B Shape L	B Shape (H)	B Shape W
BRTK BSFF BSFFS	A (Lever Type) B (Wing Knob Type)	8A	1/4	4.5 (5)	17	39	31 (35)	60 (65)	39	25 (27)	35 (51)
		10A	3/8	6.8 (7)	21	44	36 (39)	70 (68)	44	29	40 (55)
		15A	1/2	9.2	25	56.5 (59)	41 (42)	85 (82)	56.5 (59)	35 (33)	55 (57)
		20A	3/4	12.5	32	59 (60)	44 (45)	85 (82)	59 (60)	39 (38)	55 (57)
		25A	1	16 (15)	38	71 (72)	48 (51)	100	71 (—)	40.8 (—)	69 (—)

- Dimensions in ( ) are for BSFF, BSFFS.
- For BSFF, BSFFS, Handle Shape B / No.25A product is not sold.

PT Male / PT Female

Type	Material	Max. Operating Pressure
BSRC	Body: CF-8M Stainless Steel Cast Ball Sheet: Fluoro Resin	Water, Oil, Air, Gas: 4.12 MPa Saturated Steam: 1 MPa

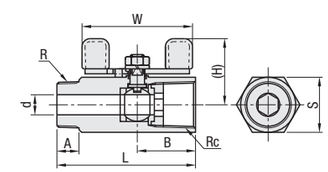

Part Number Type	No.	R, Rc (PT)	d	A	B	S	L	(H)	W
BSRC	8A	1/4	7	11	20	17	57	26	51
	10A	3/8	7	12	28	21	68	29	55

PT Female / PF Female

Type	Material	Max. Operating Pressure
BSGF	Main Body: CF-8M Stainless Steel Cast Ball Seat: Fluororesin	Water, Oil, Air, Gas: 4.12 MPa Saturated Steam: 1 MPa

Application

With Rc (PT) male inlet port and G (PF) male outlet port, it is best suitable for use with a pressure gauge.

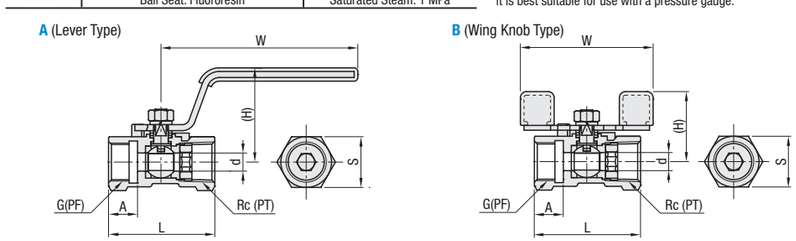

Part Number Type	No.	Rc (PT)	G (PF)	L	A	d	S	A Shape (H)	A Shape W	B Shape (H)	B Shape W
BSGF A (Lever Type) B (Wing Knob Type)	8A	1/4	1/4	39	11.5	5	17	27	65	27	51
	10A	3/8	3/8	44	12	7	21	39	68	29	55

Part Number Example

Part Number
BRTKA10A