Snap Locks

Covered / for Medium Loads

Covered Snap Locks

RoHS10

Material	Surface Treatment
304 Stainless Steel	Tumble Polish

PKCS1

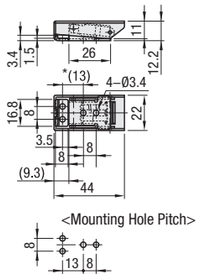

PKCS2

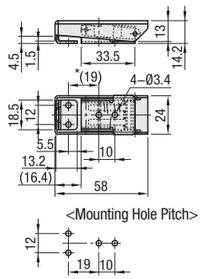

PKCS3

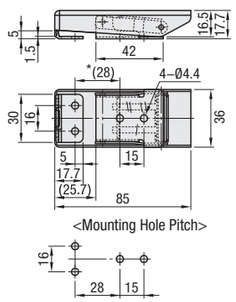

*The dimensions are for 0 mm tightening amount.

Part Number Type	Part Number No.	*Pull Force N (kgf)	Mass (g)
PKCS	1	12 (1.2)	25
	2	69 (7)	53
	3	81 (8.3)	115

*Pull force is the reference value for 1 mm pull distance.

Part Number Example

Part Number
PKCS2

Stainless Steel Draw Latches for Medium Loads

RoHS10

PKWSA

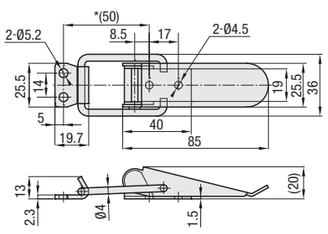

* The dimensions are for 0 mm pull distance.

Material	Surface Treatment
304 Stainless Steel	Tumble Polish

Part Number Type	Part Number No.	*Pull Force N (kgf)	Mass (g)
PKWSA	1	245 (25)	80

*Pull force is the reference value for 1 mm pull distance.

Part Number Example

Part Number
PKWSA1

Snap Locks for Medium Loads

RoHS10

PKWSZ

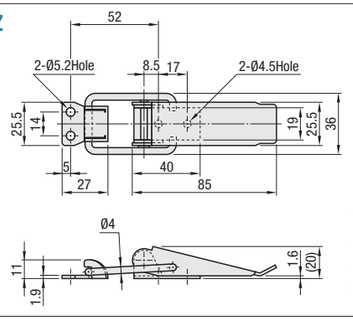

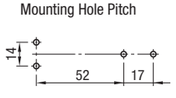

* The dimensions are for 0 mm pull distance.

Material	Surface Treatment
Low Carbon Steel	Trivalent Chromate

Part Number Type	Part Number No.	*Pull Force N (kgf)	Mass (g)
PKWSZ	1	245 (25)	79

*Pull force is the reference value for 1 mm pull distance.

Part Number Example

Part Number
PKWSZ1

There's more on the web: misumiusa.com

Snap Locks / Key Locks

Adjustable / Corner

Features: Adjustable by approx. 23 mm after installing draw latches.

Adjustable Snap Locks

RoHS10

Part Number Type	Part Number No.	*Pull Force N (kgf)	Mass (g)
PKWSAJ	1	588 (60)	100
	2	588 (60)	90

*Pull force is for 1 mm pull distance.

PKWSAJ1

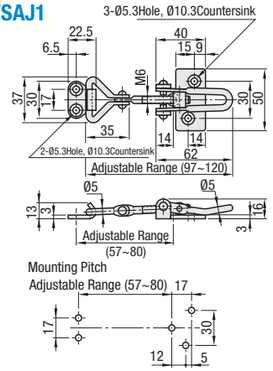

PKWSAJ2

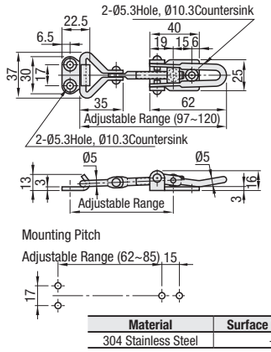

Material	Surface Treatment
304 Stainless Steel	—

Corner Snap Locks



RoHS10

Part Number Type	Part Number No.	*Pull Force N (kgf)	Mass (g)
PKBSK	1	44 (4.5)	56
	2		

*Pull force is for 1 mm pull distance.

In-line Catch Type

PKBSK1 Stainless Steel

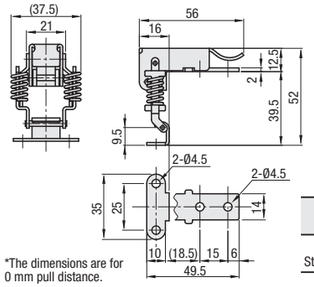

*The dimensions are for 0 mm pull distance.

Right Angle Catch Type

PKBSK2 Stainless Steel

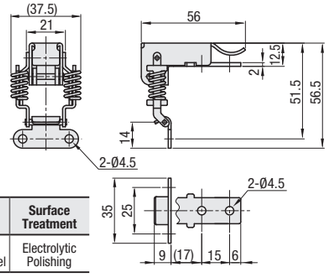

Material	Surface Treatment
304 Stainless Steel	Electrolytic Polishing

Application Example

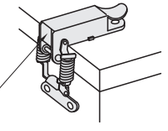

Key Locks

RoHS10

- The cam must turn right or left when locked, and must face upward when unlocked.
- Avoid applying external force to the cam when locked.
- Do not insert or remove the key while rotating. Insert/remove at a predetermined position.

LOCNL

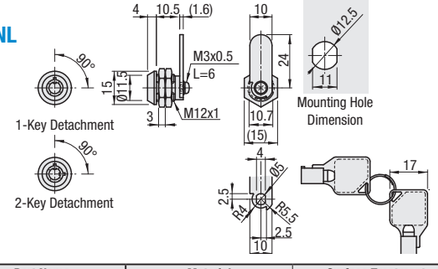

Part Name	Material	Surface Treatment
Main Body	Zinc Die Casting	Chrome Plating
Hex Nut	Low Carbon Steel	Trivalent Chromate
Lock Plate	Low Carbon Steel	Trivalent Chromate
Keys (2 pcs. Included)	Low Carbon Steel	Chrome Plating

Part Number Type	Part Number No.	Key Detachment
LOCNL	1	1 Location
	2	2 Locations

Swing Bar Latches

Application Example

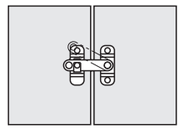

HHMU

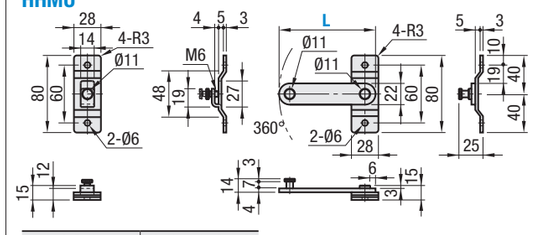

Material	Surface Treatment
304 Stainless Steel	Electrolytic Polishing

Part Number Type	Part Number L	Mass (g)
HHMU	100	193
	150	219

Part Number Example

Part Number
PKWSAJ1
PKBSK2
LOCNL1
HHMU100

Check out misumiusa.com for the most current pricing and lead time.