


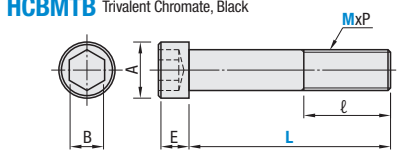
Hex Socket Head Cap Screws for Aluminum Extrusions

Single Item

Features: Standard screws to connect various brackets for wide range of applications.



CBM Bright Chromate
SCB Stainless Steel
HCBMTB Trivalent Chromate, Black

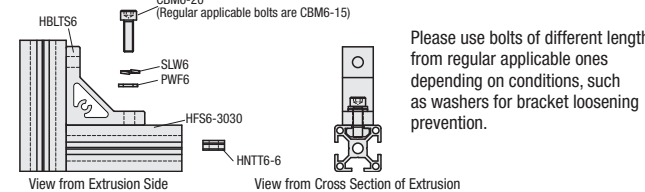


Type	Material	Surface Treatment
CBM	4137 Alloy Steel	Bright Chromate Plating
SCB	302HQ Stainless Steel	—
HCBMTB	4137 Alloy Steel	Trivalent Chromate (Black)

ℓ	Part Number		M x P	A	E	B	Available Types									
	Type	M - L					CBM		SCB			HCBMTB				
							15-99 pcs.	100-	1-9 pc(s).	10-29	30-99	100-	1-99 pc(s).	100-		
Fully Threaded 18	CBM SCB HCBMTB	3 - 18 35	3 x 0.5	5.5	3	2.5	•	•	•	•	•	•	•	•	•	
							•	•	•	•	•	•	•	•	•	•
Fully Threaded 20	CBM SCB HCBMTB	4 - 18 22 45	4 x 0.7	7	4	3	•	•	•	•	•	•	•	•	•	
							•	•	•	•	•	•	•	•	•	•
Fully Threaded	CBM SCB HCBMTB	5 - 6 8 10 14 18 22	5 x 0.8	8.5	5	4	•	•	•	•	•	•	•	•	•	
							•	•	•	•	•	•	•	•	•	•
							•	•	•	•	•	•	•	•	•	•
							•	•	•	•	•	•	•	•	•	•
							•	•	•	•	•	•	•	•	•	•
							•	•	•	•	•	•	•	•	•	•
Fully Threaded	CBM SCB HCBMTB	6 - 8 10 12 15 18 20 22 30 60	6 x 1.0	10	6	5	•	•	•	•	•	•	•	•	•	
							•	•	•	•	•	•	•	•	•	•
							•	•	•	•	•	•	•	•	•	•
							•	•	•	•	•	•	•	•	•	•
							•	•	•	•	•	•	•	•	•	•
							•	•	•	•	•	•	•	•	•	•
							•	•	•	•	•	•	•	•	•	•
							•	•	•	•	•	•	•	•	•	•
							•	•	•	•	•	•	•	•	•	•
							•	•	•	•	•	•	•	•	•	•
Fully Threaded	CBM SCB HCBMTB	8 - 12 15 18 20 22 25 80	8 x 1.25	13	8	6	•	•	•	•	•	•	•	•	•	
							•	•	•	•	•	•	•	•	•	•
							•	•	•	•	•	•	•	•	•	•
							•	•	•	•	•	•	•	•	•	•
							•	•	•	•	•	•	•	•	•	•
							•	•	•	•	•	•	•	•	•	•

Part Number Example **Part Number**
CBM6-8

Application Example




View from Extrusion Side View from Cross Section of Extrusion

CBM6-20 (Regular applicable bolts are CBM6-15)
SLW6 PWF6
HFS6-3030
HNNTT6-6

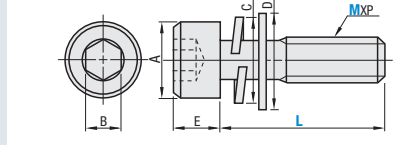
Please use bolts of different length from regular applicable ones depending on conditions, such as washers for bracket loosening prevention.

Features: Screws with washers have optimum shank lengths for extrusion connections using brackets.

Hex Socket Head Cap Screws – with Spring Washer Assembled Screws



HCBST



Screw	Material: Structural Alloy Steel Hardness: 32-44 HRC min. * Strength Class 10.9 JIS 0209 (6g)
Washer	Spring Washer Spring Lock Washer Flat Washer Flat Washer
Surface Treatment	Trivalent Chromate


Type	Part Number		M x P	A	E	B	C	D
	M - L	M - L						
HCBST	5 - 12 16	M - L - SET1 (500 Pcs/Pkg)	5 x 0.8	8.5	5	4	8.5	10
	6 - 15 20							
	8 - 20 24	M - L - SET1 (500 Pcs/Pkg)	6 x 1.0	10	6	5	11.5	12.5
	25 29							
HCBST	8 - 20 24	M - L - SET1 (500 Pcs/Pkg)	8 x 1.25	13	8	6	14.5	17
	25 29							

For Spring Washer Integrated Hex Socket Head Cap Screws of stainless steel with black oxide film, refer to P2383

Hex Socket Head Cap Screws for Aluminum Extrusions

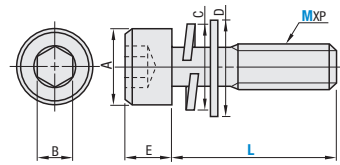
Bulk Packages

Spring Washer Assembled Screws Bulk Packages (500 pcs. per Pkg)



Screw Fastening	Material: Structural Alloy Steel Hardness: 32-44 HRC min. * Strength Class 10.9 JIS 0209 (6g)
Washer	Spring Washer JIS B1251 Flat Washer JIS B1256
Surface Treatment	Trivalent Chromate

HCBST_ _ _ _ SET1



Type	Part Number		M x P	A	E	B	C	D	Height of Spring Washer and Flat Washer when tightened (Ref.)
	M	M - L - SET1 (500 Pcs/Pkg)							
HCBST	5 - 12 16	M - L - SET1 (500 Pcs/Pkg)	5 x 0.8	8.5	5	4	8.5	10	2.3
	6 - 15 20								
	8 - 20 24								
	25 29								
HCBST	6 - 15 20	M - L - SET1 (500 Pcs/Pkg)	6 x 1.0	10	6	5	11.5	12.5	3.1
	8 - 20 24								
HCBST	8 - 20 24	M - L - SET1 (500 Pcs/Pkg)	8 x 1.25	13	8	6	14.5	17	4.8
	25 29								

Part Number Example **Part Number**
HCBST6-15-SET1

List of Hex Socket Head Cap Screws with Washers for each Bracket

Extrusions	Bracket	Hex Socket Head Cap Screws with Washers	Bracket (With Tapped Hole)	Hex Socket Head Cap Screws with Washers
HFS5 Series	HBLFSL5	Not Applicable	HBLFSL5-C	Not Applicable
	HBLFSLN5	HCBST5-12	HBLFSLN5-C	HCBST5-12
	HBLFSSW5	Not Applicable	HBLFSSW5-C	Not Applicable
	HBLFSD5	HCBST5-12	HBLFSD5-C	HCBST5-12
	HBLFUD5	HCBST5-16	HBLFUD5-C	HCBST5-16
	HBLT_5	HCBST5-12	HBLT_5-C	HCBST5-12
	HBLU_5	HCBST5-16	HBLU_5-C	HCBST5-16
	HBL5_5	Not Applicable	—	—
	HBLFSLNT5 (With Cover)	Not Applicable	HBLFSLNT5-C (With Cover)	Not Applicable
	HFS6 Series	HBLFSL6	Not Applicable	HBLFSL6-C
HBLFSLN6		Not Applicable	HBLFSLN6-C	Not Applicable
HBLFSSW6		HCBST6-15	HBLFSSW6 (-50)-C	HCBST6-15
HBLFSD6		Not Applicable	HBLFSD6-C	Not Applicable
HBLFSD6		Not Applicable	HBLFSD6-C	Not Applicable
HBLSDW6 (-50)		HCBST6-15	HBLSDW6 (-50)-C	HCBST6-15
HBLFTD6 (-50)		HCBST6-20	HBLFTD6 (-50)-C	HCBST6-20
HBLFUD6		HCBST6-25	HBLFUD6-C	HCBST6-25
HBLT_6(-50)		HCBST6-20	HBLT_6-C(-50)	HCBST6-20
HBLU_6(-50)		HCBST6-25	HBLU_6-C(-50)	HCBST6-25
HBL5_6(-50)		Not Applicable	—	—
HBLD_6 (Triangle)		Not Applicable	—	—
HBLFSLNT6 (With Cover)		Not Applicable	HBLFSLNT6-C (With Cover)	Not Applicable
HFS8 Series		HBLFSLN8 (-45)	HCBST8-24	HBLFSLN8 (-45)-C
	HBLFSLN8	HCBST8-24	HBLFSLN8-C	HCBST8-24
	HBLFSSW8 (-45)	HCBST8-24	HBLFSSW8 (-45)-C	HCBST8-24
	HBLFSD8	HCBST8-24	HBLFSD8-C	HCBST8-24
	HBLFTD8	HCBST8-24	HBLFTD8-C	HCBST8-24
	HBLFUD8	HCBST8-29	HBLFUD8-C	HCBST8-29
	HBLT_8(-45)	HCBST8-24	HBLT_8(-45)-C	HCBST8-24
	HBLU_8(-45)	HCBST8-29	HBLU_8(-45)-C	HCBST8-29
	HBL5_8(-45)	HCBST8-20	—	—
	HBLDSWT8 (-45) (Triangle)	Not Applicable	—	—
HBLFSLNT8 (With Cover)	Not Applicable	HBLFSLNT8-C (With Cover)	Not Applicable	

⚠ If not applicable, failures may occur such as bolt heads interfering with each other.