Miniature Linear Guides (Heat Resistant / Short, Standard & Long Blocks)

Light Preload

Miniature Linear Guides (Heat Resistant) – Short, Standard & Long Blocks

Light Preload

Blocks and rails are not sold as separate items. Light Preload Type has guaranteed radial clearances and accuracies as sets of blocks and rails.

RoHS10

Material Hardness	Type: Light Preload, High Grade – Short	Standard	Long	L Dimension	Number of Blocks
Stainless Steel 56 HRC min.	SSEBST	SSEBT	SSELBT	Selectable	1
	SSE2BST	SSE2BT	SSEL2BT		2
	SSEBSLT	SSEBLT	SSELBLT	Configurable	1
	SSE2BSLT	SSE2BLT	SSEL2BLT		2

Heat Resistant Temperature: -20–150°C

For L Configurable, G dimensions differ from those shown in the table above. For details, see **P.608**.

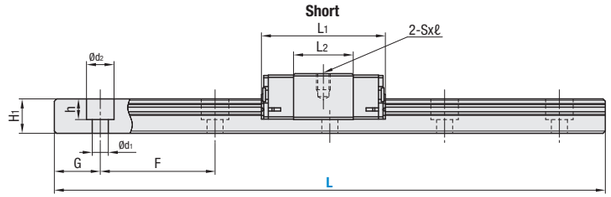

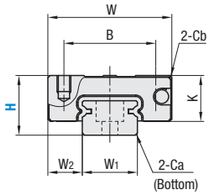

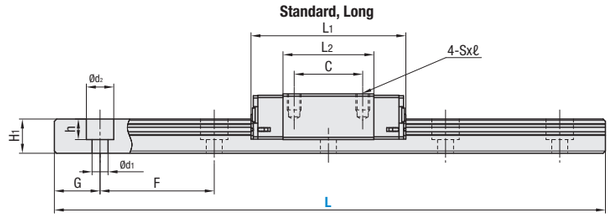

Precautions for Use

- Blocks are equipped with retainers (wire) to prevent balls from falling out. For proper block handling, **P.602**.
- Radial clearances and accuracies are not guaranteed if the blocks and rails are interchanged from the original set combinations.
- Straight grooves are provided on datum planes. When using, be sure to match the datum lines.
- Rails cannot be connected end to end.
- The accuracy of Linear Guides is guaranteed after mounting the rail (fastening screws on the rail and pushing it onto the datum plane). Minor bending of the rail will be adjusted after being mounted and will not affect the performance.

Accessories

- H8 comes with cap screws (M2 x 6).

Others

– Filled with heat resistant grease (Du Pont KRYTOX GPL225).
– Stainless steel and fluoro-rubber are used for return caps and seals respectively.
– For operating life calculations please see **P.604** or by using our free software at, http://www.misumiusa.com/lg-bs_software/

Part Number Type	H	L	Block Type	W	L_1	B	C	S x ℓ	L_2	K	Cb	H_1	W_1	W_2	Ca	Counterbored Holes d_1 x d_2 x h	F	G
Short 1 Block SSEBST SSEBSLT / 2 Blocks SSE2BST SSE2BSLT / Standard 1 Block SSEBT SSEBLT / 2 Blocks SSE2BT SSE2BLT / Long 1 Block SSELBT SSELBLT / 2 Blocks SSEL2BT SSEL2BLT	8	40–130 (70)	Short	17	19.6	12	—	M2 x 2.5	9.6	6.5	0.3	4.7	7	5	0.3	2.4 x 4.2 x 2.3	15	5
			Standard		23.6		8		13.6									
			Long		32		13		22									
	10	35–275 (95)	Short	20	22.9	15	—	M3 x 3	11.9	7.8	0.3	5.5	9	5.5	0.3	3.5 x 6 x 3.5	20	7.5
			Standard		30		10		19									
		55–275 (95)	Long		40		16		29									
	13	45–470 (120)	Short	27	27	20	—	M3 x 3.5	13	10	0.5	7.5	12	7.5	0.5	3.5 x 6 x 4.5	25	10
			Standard		33.9		15		19.9									
		70–470 (120)	Long		45.8		20		31.8									
	16	70–670 (150)	Short	32	32.7	25	—	M3 x 4	17.7	12	0.5	9.5	15	8.5	0.5	3.5 x 6 x 4.5	40	15
			Standard		42.4		20		27.4									
		110–670 (150)	Long		58.3		25		43.3									

Part Number Example

Part Number	-	L
SSEBT10	-	195

Features: Heat resistant parts and grease allow the linear guide to be used in applications up to 150ºC.

Miniature Linear Guides (Heat Resistant / Short, Standard & Long Blocks)

Light Preload, *continued*

Part Number Alterations

Part Number	-	L	-	(MC, RLC, LLC, B3, B4)
SSEBLT16	-	450	-	MC

Alterations	Code	Spec.
Tapped Holes 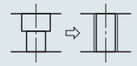	MC	Changes the rail mounting hole from counterbored holes to tapped holes. H / MC: 8 / M3; 10, 13 / M4; 16 / M5
Rail End Cut 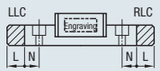 Rail is cut with the product ID facing out (datum on other side).	Left End Cut LLC; Right End Cut RLC	Rail ends cut. **Ordering Code:** LLC. H / L Cut / N: 10 / 2.5 / 5; 13 / 5 / 5; 16 / 10 / 5. Applicable to Selectable Type only. Cutting will shorten overall length. Not applicable to H8. Not applicable to L35 of H10 and L45 of H13.
3-Block Specifications	B3	Adds 2-blocks to the 1-block product. There are restrictions for the L dimension length. See "Selectable Shortest Rail Length" for details. Selection Example: SSEBS10-95-B3
4-Block Specifications	B4	Adds 3-blocks to the 2-block product. There are restrictions for the L dimension length. See "Selectable Shortest Rail Length" for details. Selection Example: SSELBT16-550-B4

Selectable Shortest Rail Length for B3/B4

H	Block	B3 (3-Block)	B4 (4-Block)
8	Short	85	100
	Standard	85	115
	Long	—	—
10	Short	95	115
	Standard	115	155
	Long	155	195
13	Short	120	145
	Standard	145	170
	Long	170	220
16	Short	150	190
	Standard	190	230
	Long	230	270

Kgf=Nx0.101972

H	Blocks Shape	Basic Load Rating C (Dynamic) kN	Basic Load Rating Co (Static) kN	Allowable Static Moment M_A N•m	Allowable Static Moment M_B N•m	Allowable Static Moment M_C N•m	Mass Block kg	Mass Guide Rail kg/m
8	Short	0.79	1.27	1.9	1.6	4.6	0.008	0.19
	Standard	0.9	1.5	4.1	4.1	5.2	0.01	
	Long	1.6	2.4	7.5	7.5	9	0.02	
10	Short	1.16	1.68	3.1	2.6	7.9	0.015	0.31
	Standard	1.5	2.5	5.1	5.1	10.2	0.02	
	Long	2.2	3.7	12.3	12.3	13	0.03	
13	Short	1.63	2.38	5.2	4.4	14.8	0.025	0.61
	Standard	2.2	3.3	8.8	9.5	16.1	0.04	
	Long	3.5	5.3	24.5	26.4	32.3	0.06	
16	Short	3.08	4.23	12.3	10.3	32.6	0.05	1.02
	Standard	3.6	5.4	21.6	23.4	39.6	0.06	
	Long	5.8	8.7	57.8	62.6	67.6	0.1	

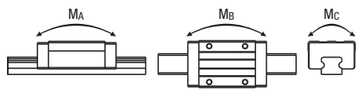

Preload & Accuracy Standards

Specifications	Light Preload / High Grade
Radial Clearance	-3–0
Height H Tolerance	±20
Pair Variation of Height H	15
Width W_2 Tolerance	±25
Pair Variation of Width W_2	20
Running Parallelism of Plane C against Plane A	Refer to **P.602**
Running Parallelism of Plane D against Plane B	

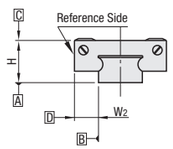

Options for Linear Guide

Postioning Retaining Parts

Rail Height Adjusting Blocks

Rail Height Adjusting Blocks

Stopper Bolts

Block / Rail Fixing Parts

Rail Push Plates

Linear Lock

Linear Guide Lock Units