Flanged Idlers with Teeth

S5M, S8M, S14M Type

Tensioners can be selected from **P.1530–1531**. Idler shafts (cantilever shafts) can be selected from **P.912**.

Flanged Idlers with Teeth – S5M, S8M, S14M Type

RoHS10

Type: Center Bearing	Type: Both Sides Bearing	Material: Main Body S5M	Material: Main Body S8M	Material: Main Body S14M	Material: Flange	Material: Bearing	Surface Treatment
AHTF	AHTFW	Ultra Duralumin-Based Aluminum Alloy	Ultra Duralumin-Based Aluminum Alloy	—	Aluminum Alloy	Steel	Clear Anodize
KHTF	KHTFW						Hard Clear Anodize*
BHTF	BHTFW	1045 Carbon Steel or Equivalent			Low Carbon Steel		Black Oxide
—	BHTFWNF						
MHTF	MHTFW						Electroless Nickel Plating
SHTF	—	304 Stainless Steel	—		304 Stainless Steel	Stainless Steel	—

*Hard Anodize Treatment: Film Hardness 300 HV min.

Center Bearing Type

Bearing 1 Pc.

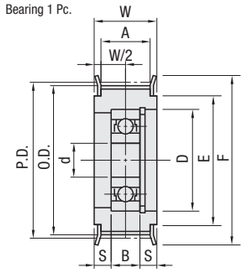

Bearing 2 Pcs.

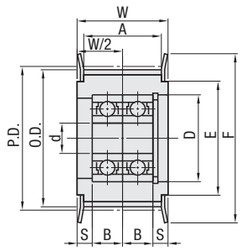

Both Sides Bearing Type

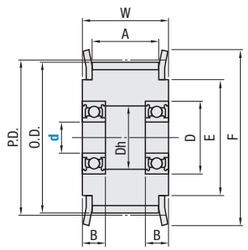

Bearings are press-fitted. *Bearing Accuracy JIS B1514 Class 0

S5M Type (Center Bearing Type)

Part Number: Type	Teeth	Applicable Belt	Shaft Diameter d	P.D.	O.D.	F	E	A	W	S	Bearing Dimensions: No.	D	B	Available Types: AHTF	KHTF	BHTF	MHTF	SHTF
AHTF KHTF BHTF MHTF SHTF	16	S5M100	6	25.46	24.50	32	20	11	16	5	606ZZx1	17	6	•	•	•	•	—
	18	S5M100	8	28.65	27.69	33	22	11	16	5	698ZZx1	19	6	•	•	•	•	—
	20	S5M100	8	31.83	30.87	36	24	11	16	5	698ZZx1	19	6	•	•	•	•	•
		S5M150						17	22	5	698ZZx2			•	•	•	•	•
	22	S5M100	8	35.01	34.05	40	27	11	16	4	628ZZx1	24	8	•	•	•	•	—
		S5M150						17	22	3	628ZZx2			•	•	•	•	—
	24	S5M100	10	38.20	37.24	45	30	11	16	4	6000ZZx1	26	8	•	•	•	•	—
		S5M150						17	22	3	6000ZZx2			•	•	•	•	—
	25	S5M100	10	39.79	38.83	45	30	11	16	4	6000ZZx1	26	8	•	•	•	•	•
		S5M150						17	22	3	6000ZZx2			•	•	•	•	•
	26	S5M100	10	41.38	40.42	48	35	11	16	3.5	6200ZZx1	30	9	•	•	•	•	—
	28	S5M100	10	44.56	43.60	48	35	11	16	3.5	6200ZZx1	30	9	•	•	•	•	•
		S5M150						17	22	6.5				•	•	•	•	•
	30	S5M100	12	47.75	46.79	52	36	11	16	3	6201ZZx1	32	10	•	•	•	•	•
		S5M150						17	22	6				•	•	•	•	•
	32	S5M100	12	50.93	49.97	55	40	11	16	3	6201ZZx1	32	10	•	•	—	—	—
		S5M150	10					17	22	3	6000ZZx2	26	8	•	•	—	—	—
	36	S5M100	12	57.30	56.34	61	45	11	16	3	6201ZZx1	32	10	•	•	•	•	—
	40	S5M100	12	63.66	62.70	67	50	11	16	3	6201ZZx1	32	10	•	•	—	—	—

S5M Type (Both Sides Bearing Type)

Part Number: Type	Teeth	Applicable Belt	Shaft Diameter d	P.D.	O.D.	F	E	A	W	Dh	Bearing Dimensions: No.	D	B	Available Types: AHTFW	KHTFW	BHTFW	MHTFW
AHTFW KHTFW BHTFW MHTFW	16	S5M150	6	25.46	24.50	32	20	17	22	14.5	606ZZx2	17	6	•	•	•	•
		S5M250						27	32					•	•	—	—
	18	S5M150	8	28.65	27.69	33	22	17	22	16.5	698ZZx2	19	6	•	•	•	•
		S5M250						27	32					•	•	—	—
	20	S5M150	8	31.83	30.87	36	24	17	22	16.5	698ZZx2	19	6	•	•	•	•
		S5M250						27	32					•	•	—	—
	22	S5M150	8	35.01	34.05	40	27	17	22	19.5	608ZZx2	22	7	•	•	•	•
		S5M250						27	32					•	•	—	—
	24	S5M150	8	38.20	37.24	45	30	17	22	19.5	608ZZx2	22	7	•	•	•	•
		S5M250						27	32					•	•	—	—
	25	S5M100	6	39.79	38.83	45	30	11	16	13	696ZZx2	15	5	•	•	•	•
		S5M150						17	22					•	•	•	•
		S5M250						27	32	14.5	606ZZx2	17	6	•	•	—	—
	25	S5M100	8	39.79	38.83	45	30	11	16	16.5	698ZZx2	19	6	•	•	•	•
		S5M150						17	22					•	•	•	•
		S5M250						27	32	19.5	608ZZx2	22	7	•	•	—	—
	26	S5M150	10	41.38	40.42	48	35	17	22	25	6200ZZx2	30	9	•	•	•	•
		S5M250						27	32					•	•	—	—
	28	S5M100	10	44.56	43.60	48	35	11	16	19.5	6900ZZx2	22	6	•	•	•	•
		S5M150						17	22					•	•	•	•
		S5M250						27	32	25	6200ZZx2	30	9	•	•	—	—
	30	S5M150	12	47.75	46.79	52	36	17	22	25	6001ZZx2	28	8	•	•	•	•
		S5M250						27	32	27	6201ZZx2	32	10	•	•	—	—
	32	S5M150	12	50.93	49.97	55	40	17	22	25	6001ZZx2	28	8	•	•	—	—
		S5M250						27	32	27	6201ZZx2	32	10	•	•	—	—
	36	S5M150	15	57.30	56.34	61	45	17	22	29	6002ZZx2	32	9	•	•	•	•
		S5M250						27	32	30	6202ZZx2	35	11	•	•	—	—
	40	S5M150	15	63.66	62.70	67	50	17	22	29	6002ZZx2	32	9	•	•	—	—
		S5M250						27	32	30	6202ZZx2	35	11	•	•	—	—

Flanged Idlers with Teeth

S5M, S8M, S14M Type, *continued*

S8M Type (Center Bearing Type)

Part Number: Type	Teeth	Applicable Belt	Shaft Diameter d	P.D.	O.D.	F	E	A	W	S	Bearing Dimensions: No.	D	B	Available Types: AHTF	KHTF	BHTF	MHTF
AHTF KHTF BHTF MHTF	20	S8M150	12	50.93	49.56	58	40	17	22	6	6201ZZx1	32	10	•	•	•	•
		S8M250	15					28	33	5.5	6202ZZx2	35	11	•	•	•	•
	22	S8M150	12	56.02	54.65	61	45	17	22	6	6201ZZx1	32	10	•	•	•	•
	24	S8M150	12	61.12	59.74	67	50	17	22	6	6201ZZx1	32	10	•	•	•	•
		S8M250						28	33	6.5	6201ZZx2			•	•	•	•
		S8M300	15					33	38	8	6202ZZx2	35	11	—	—	•	•
		S8M400						44	49	13.5				•	•	•	•
	25	S8M150	15	63.66	62.29	70	56	17	22	5.5	6202ZZx1	35	11	•	•	•	•
	26	S8M150	15	66.21	64.84	74	58	17	22	5.5	6202ZZx1	35	11	•	•	•	•
	28	S8M150	15	71.30	69.93	80	60	17	22	5.5	6202ZZx1	35	11	•	•	•	•
	30	S8M150	15	76.39	75.02	87	67	17	22	5.5	6202ZZx1	35	11	•	•	•	•
		S8M250						28	33	5.5	6202ZZx2			•	•	•	•
		S8M300	20					33	38	5	6204ZZx2	47	14	—	—	•	•
		S8M400						44	49	10.5				•	•	•	•
	32	S8M150	20	81.49	80.12	87	67	17	22	4	6204ZZx1	47	14	•	•	•	•
	34	S8M150	20	86.58	85.21	95	75	17	22	4	6204ZZx1	47	14	•	•	•	•
	40	S8M150	25	101.86	100.49	111	90	17	22	3.5	6205ZZx1	52	15	•	•	—	—

S8M Type (Both Sides Bearing Type)

Part Number: Type	Teeth	Applicable Belt	Shaft Diameter d	P.D.	O.D.	F	E	A	W	Dh	Bearing Dimensions: No.	D	B	Available Types: AHTFW	KHTFW	BHTFW	MHTFW
AHTFW KHTFW BHTFW MHTFW	22	S8M250	12	56.02	54.65	61	45	28	33	27	6201ZZx2	32	10	•	•	•	•
		S8M300						33	38					—	—	•	•
		S8M400						44	49					•	•	•	•
	24	S8M250	12	61.12	59.74	67	50	28	33	27	6201ZZx2	32	10	•	•	•	•
		S8M300						33	38					—	—	•	•
		S8M400						44	49					•	•	•	•
	25	S8M250	12	63.66	62.29	70	56	28	33	27	6201ZZx2	32	10	•	•	•	•
		S8M300						33	38					—	—	•	•
		S8M400						44	49					•	•	•	•
	26	S8M150	12	66.21	64.84	74	58	17	22	25	6001ZZx2	28	8	•	•	•	•
		S8M250						28	33					•	•	•	•
		S8M300						33	38	27	6201ZZx2	32	10	—	—	•	•
		S8M400						44	49					•	•	•	•
	28	S8M250	15	71.30	69.93	80	60	28	33	30	6202ZZx2	35	11	•	•	•	•
		S8M300						33	38					—	—	•	•
		S8M400						44	49					•	•	•	•
	30	S8M150	15	76.39	75.02	87	67	17	22	29	6002ZZx2	32	9	•	•	•	•
		S8M250						28	33					•	•	•	•
		S8M300						33	38	30	6202ZZx2	35	11	—	—	•	•
		S8M400						44	49					•	•	•	•
	30	S8M250	20	76.39	75.02	87	67	28	33	37	6004ZZx2	42	12	•	•	•	•
		S8M300						33	38	41	6204ZZx2	47	14	—	—	•	•
		S8M400						44	49					•	•	•	•
	32	S8M250	20	81.49	80.12	87	67	28	33	41	6204ZZx2	47	14	•	•	•	•
		S8M300						33	38					—	—	•	•
		S8M400						44	49					•	•	•	•
	34	S8M250	20	86.58	85.21	95	75	28	33	41	6204ZZx2	47	14	•	•	•	•
		S8M300						33	38					—	—	•	•
		S8M400						44	49					•	•	•	•
	40	S8M250	25	101.86	100.49	111	90	28	33	43	6005ZZx2	47	12	•	•	—	—
		S8M300						33	38	47	6205ZZx2	52	15	•	•	—	—
		S8M400						44	49					•	•	—	—

S14M Type (Both Sides Bearing Type)

Flange is not installed.(Flange included)

Part Number: Type	Teeth	Applicable Belt	Shaft Diameter d	P.D.	O.D.	F	E	A	W	Dh	Bearing Dimensions: No.	D	B
BHTFWNF	28	S14M400	30	124.78	121.98	136	101	46	53	57	6206ZZx2	62	16
		S14M600						67	74				
		S14M400	40	124.78	121.98	136	101	46	53	73.5	6208ZZx2	80	18
		S14M600						67	74				

Part Number Example

Center Bearing Type: Part Number — Type: AHTF, Teeth: 30, Applicable Belt: S5M100

Both Sides Bearing Type: Part Number — Type: BHTFW, Teeth: 28 - Applicable Belt: S14M400 - d: 30

Part Number Alterations

Part Number - (FC-NFC / LFC / RFC)

AHTF28S5M100 - FC46
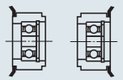
Alteration	Flange Cut	Flange Not Swaged	Flange Swaged on One Side
Code	FC	NFC	LFC / RFC
Spec.	Lowers flange by cutting. FC: 0.5 mm Increment Not applicable to Stainless Steel Type. No surface treatment applied on flange circumference. FC≥(O.D.)+2 FC≤F−2 **Ordering Code:** FC46	Flange is not installed. (Flange included) 	Flange installed on the retaining ring side (RFC) or the opposite side (LFC). LFC RFC