Single Axis Actuators LX26

Standard / Cover Type

For Single Axis Actuator LX Series selections, please use our 2D and 3D CAD data and Technical Calculation Software (free of charge). http://www.misumiusa.com/lx-actuator/

Misumi Patent

Specifications	
LX26	
Standard / Cover	
Screw Shaft Diameter (mm)	8
Lead (mm)	2, 5, 10
Accuracy	High Grade / Precision Grade

Accessories

(1) Motor Adapter Plate
Material: 5052 Aluminum Alloy **Surface Treatment:** Black Anodize
(2) Adapter Plate Screw 4 pcs.
Material: Stainless Steel XM7
No accessory is included with No Motor Bracket Type.

Part Number	Standard Grease		Low Dust Generation Grease		Lubrication Unit MX-Equipped (Standard Grease)	
	High Grade	Precision Grade	High Grade	Precision Grade	High Grade	Precision Grade
Lead 2	LX2602 (C)	LX2602 (C) P	LX2602 (C) G	LX2602 (C) PG	LX2602 (C)-MX	LX2602 (C) P-MX
Lead 5	LX2605 (C)	LX2605 (C) P	LX2605 (C) G	LX2605 (C) PG	LX2605 (C)-MX	LX2605 (C) P-MX
Lead 10	LX2610 (C)	LX2610 (C) P	LX2610(C) G	LX2610 (C) PG	LX2610 (C)-MX	LX2610 (C) P-MX

(C) is for Cover Type. Low Dust Generation Grease Information **P.523**. Lubrication Unit MX Information **P.519**.

Standard Type

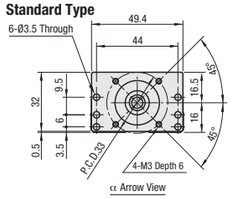

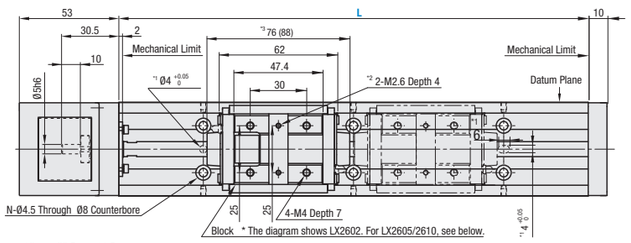

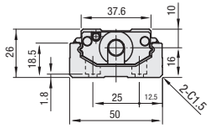

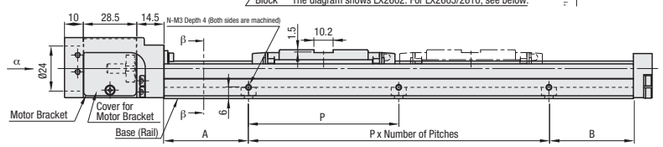

Cover Type

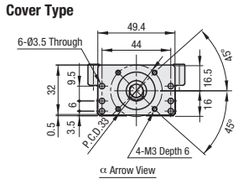

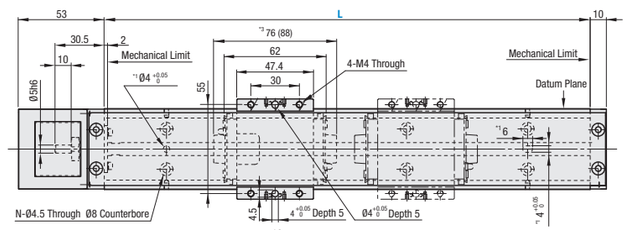

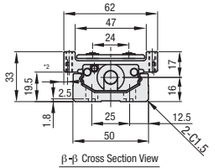

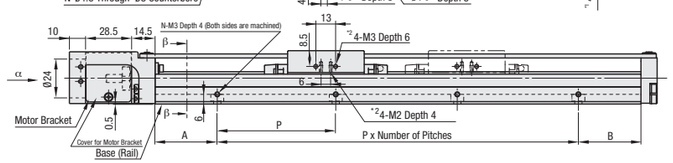

Block Details of LX2605/2610 Standard

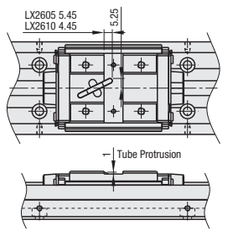

*1: Dowel Holes for Base Positioning
*2: Tapped Holes for Sensor Flag Mount
*3: Value in ( ) is for Lubrication Unit MX-equipped Type.

No Motor Bracket Type
*For details of the mounting parts, see **P.532**.

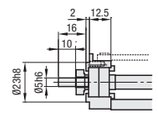

Effective stroke is the value with 2.5 mm margin on each side from mechanical limits, i.e., 5 mm in total.
For Double Block Type, effective strokes are the values when two blocks contact with each other. For Double Block Type, double-dashed lined blocks are not connected with the ball screw.
Precision specification value is the value achieved after fixing rails. (It is not a value before tightening the rail screws.) For values, see **P.522**.
When using LX26 No Motor Bracket Type as per the folding specifications give on **P.542** to **P.545**, shaft may be damaged by the belt tension. Refrain from using it.

Single Axis Actuators LX26
Standard / Cover Type
For Single Axis Actuator LX Series selections, please use our 2D and 3D CAD data and Technical Calculation Software (free of charge). http://www.misumiusa.com/lx-actuator/

Part Number: High Grade	Part Number: *Precision Grade	Block Qty.	Motor Adapter Plates	Base Length (L)	*Effective Stroke B1	*Effective Stroke B2	*Effective Stroke MX-Equipped (B1)	Total Mass (kg) Standard B1	Total Mass (kg) Standard B2	Total Mass (kg) Cover B1	Total Mass (kg) Cover B2	Mounting Hole Dimensions A	P	B	Number of Pitches	Number of Holes (N)
(Standard) LX2602 (C) LX2605 (C) LX2610 (C)	(Standard) LX2602 (C) P LX2605 (C) P LX2610 (C) P	(1 pc.) B1 *Lubrication Untis MX-equipped types and Lead 10 are available in B1 only (2 pcs.) B2	(Servo Motor) A2625 A2628 A2638 A2640 E2640 (Stepping Motor) T2628 T2642 T2656.4 *(No Adapter Plate) N *(No Motor Bracket) F	100 (Lead 2 only)	17	—	—	0.87	—	1.07	—	10	80	10	1	4
				150	67			0.95		1.15		35		35		
(Low Dust Generation Grease) LX2602 (C) G LX2605 (C) G LX2610 (C) G	(Low Dust Generation Grease) LX2602 (C) PG LX2605 (C) PG LX2610 (C) PG			200	117		105	1.16		1.36		20		20	2	6
				250	167	91	155	1.37	1.57	1.57	1.89	45		45		
(Lubrication Unit MX-equipped, Standard Grease) LX2602 (C) -MX LX2605 (C) -MX LX2610 (C) -MX	(Lubrication Unit MX-Equipped, Standard Grease) LX2602 (C) P-MX LX2605 (C) P-MX LX2610 (C) P-MX			300	217	141	205	1.58	1.78	1.78	2.10	30		30	3	8
				350 (Lead 5 and 10 only)	267	191	255	1.79	1.99	1.99	2.31	15		15	4	10
				400 (Lead 5 and 10 only)	317	241	305	2.00	2.20	2.20	2.52	40		40		

*Precision Certificate is enclosed with precision grade products.
*Motor adapter plate and mounting screws are not included with No Adapter Plate Type.
*Effective stroke is indicated in dimension with a margin of 2.5mm each from the ends.
*(C) is for Cover Type.
For Max. Velocity, see **P.522**.
For Moment of Inertia, see **P.521**.
0.007 kg will be added to MX-equipped types.

Accuracy Standards

Accuracy Standards	High Grade	Precision Grade
Positioning (mm)	0.06	0.02
Backlash (mm)	0.01	0.003
Positioning Repeatability (mm)	±0.005	±0.003
Running Parallelism (mm)	0.025	0.01
Starting Torque (N•cm)	2	2

Servo Motor Application Table

Part Number	Flange Size	Manufacturer	Wattage
A2625	25 Sq.	Yasukawa/Mitsubishi Electric Corporation	10W/20W/30W
A2628	28 Sq.	Mitsubishi Electric Corporation	
A2638	38 Sq.	Panasonic	50W/100W
E2640	40 Sq.	SIEMENS	
A2640		Yasukawa Electric Corporation	50W
		Mitsubishi Electric Corporation	
		Keyence Corporation	
		Omron Corporation	
		Sanyo Denki Co., Ltd.	30W/50W

Shaft insertion depth on coupling will be 0.5mm shorter on each side when used with Siemens motor.
For details on supported motor types and detailed diagram of Motor Adapter Plates, see **P.532**.

Stepping Motor Application Table

Part Number	Flange Size	Manufacturer	Wattage
T2628	28 Sq.	Oriental Motor	2-phase / 5-phase / α-Step
T2642	28 Sq.		
T2656.4	42 Sq.	NEMA Standards	—

NEMA standards are a set of standards stipulated by National Electrical Manufacturers Assocation of United States.
For details on supported motor types, see **P.532**.

Part Number Example

Part Number	-	Block Qty.	-	Motor Adapter Plates	-	Base Length (L)
LX2602C	-	B1	-	A2640	-	300
LX2605-MX	-	B1	-	A2638	-	200

Lubrication Unit MX-Equipped **Patented**

Built-in Deep Groove Bearing Bearings Built-in

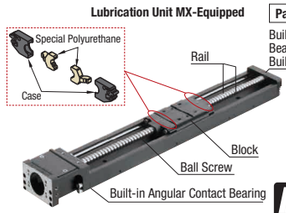

Provides long term maintenance-free operation.
For details, see **P.XXX**

MX Maintenance Free

Single Axis Actuator LX26

Motor Adapter Plates / Motor Adapter Centering Tools

Note: *Marked area indicates where the Motor Adapter protrudes beyond the Rail. Special attention must be given.

A2625
Servo 25 Sq.

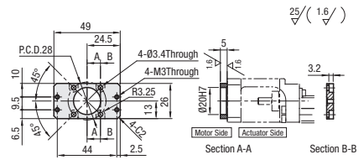

A2628
Servo 28 Sq.

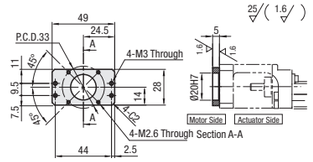

A2638
Servo 38 Sq.

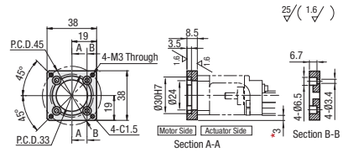

A2640
Servo 40 Sq.

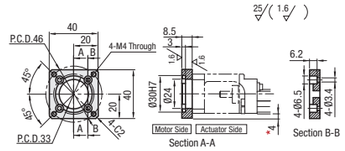

E2640
Servo 40 Sq.

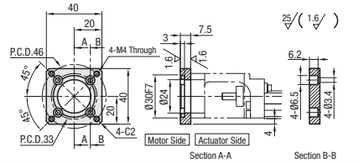

T2628
Stepping 28 Sq.

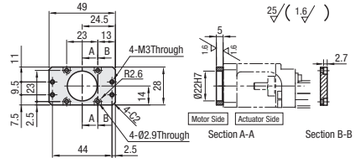

T2642
Stepper 42 Sq.

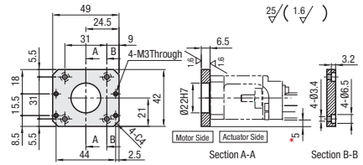

T2656.4
Stepping 56.4 Sq. NEMA 23

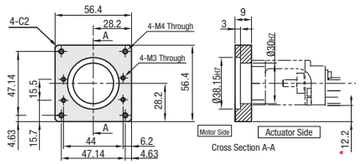

F
No Motor Bracket Type

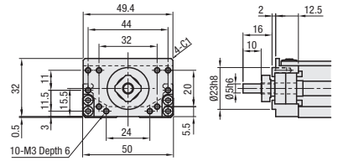

Servo Motor Application Table

Part Number	Flange Size	Manufacturer	Product Number	Wattage	Recommended Coupling
A2625	25 Sq.	Yasukawa Electric Corporation	SGMMJ-A1	10W	SCXW21 (P.1094) SCPW21 (P.1094) CPDW19 (P.1096)
			SGMMJ-A2	20W	
			SGMMJ-A3	30W	
A2628	28 Sq.	Mitsubishi Electric Corporation	HG-AK0136	10W	
			HG-AK0236	20W	
			HG-AK0336	30W	
A2638	38 Sq.	Panasonic	MSMD5A	50W	
			MSME5A		
			MSMD01*	100W	
			MSME01*		
A2640	40 Sq.	Yasukawa Electric Corporation	SGMJV-A5	50W	
			SGMAH-A5		
			SGMAS-A5		
		Mitsubishi Electric Corporation	HG-MR053		
			HG-KR053		
			HF-KP053		
		Sanyo Denki Co.,Ltd.	Q1AA04003D	30W	
			Q1AA04005D	50W	
		Omron Corporation	R88M-K05030		
		Keyence Corporation	MV-M05		
			SV-M005		
E2640	40 Sq.	① SIEMENS	1FK7011-5		CPDW19 (P.1096)
			1FK7015-5	100W	

Stepping Motor Application Table

Part Number	Flange Size	Manufacturer	Motor Part Number	Type	Recommended Coupling
T2628	28 Sq.	Oriental Motor	CSK22	2-Phase	SCXW21 (P.1094) SCPW21 (P.1094) CPDW19 (P.1096)
			C W1-8 Tool Steel[2]	5-Phase	
			ASC3*	α Step	
			AR2 (ARM)		
T2642	42 Sq.		PK24*	2-Phase	
			CSK24		
			RK54	5-Phase	
			RKS54* / PK54*		
			AS46, ASC46, AR46	α Step	
T2656.4	5.64 Sq.	NEMA Standards	NEMA23	—	CPDW19 (P.1096)

① NEMA Standards is a set of standards stipulated by National Electrical Manufacturers Association of United States.

① Shaft insertion depth on coupling will be 0.5mm shorter on each side when used with Siemens motor.
① Product numbers and specifications of motors are subject to change. Please check the manufacture's information.
① Applicable motors and couplings are not limited to the above listed products. Please confirm each mounting dimension.

Motor Adapter Centering Tools

RoHS10

JIGLX26

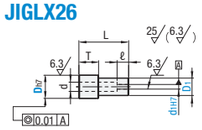

Material: 5056 Aluminum Alloy
Surface Treatment: White Anodize

Part Number	D	Corresponding Attachments	d	D_1	d_1	L	T	ℓ
JIGLX26	20	A2628	8	15	5	47.5	17	12
	30	A2638/A2640	8	15	5	49.5	13	11

Application Example

Please use for centering of Motor Adapter Plates.

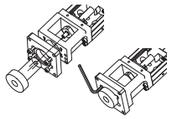

Motor Mounting Example

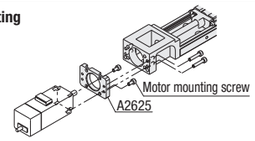

Secure included Motor Adapter to the Motor
① Motor, coupling and motor mounting screws are not included.

Part Number Example

Part Number	-	D
JIGLX26	-	20

Single Axis Actuator LX26

Sensor Sets

Proximity Sensor Type (SUNX) Set Part Specification

LX Part Numbers	Code *For L≤100, Max. 2 For L≥150, Max. 3	Sensor Type/Qty. GX-F8A (ON When Near)	Sensor Type/Qty. GX-F8B (ON When Away)	Sensor Rail Rail (1 Pc.)	Sensor Rail Mounting Screw (Pitch +1 Pc.)	Sensor (*Qty per Sensor Included) Sensor Mounting Screws (1 Pc.)	Sensor (*Qty per Sensor Included) Mounting Nut (1 pc.)	Sensor Flag (1 Pc.)	Sensor Flag Sensor Flag Mounting Screw
LX26_ _	XA_	_pc(s).	—	SENAT3_H	SCB3-6	CBSST3-10	LBNR3	Dedicated	Flat Head Machine Screw M2.6-4 (1 pc.)
	XB_	—	_pc(s).						
LX26_ _C	FA_	_pc(s).	—						SCB3-6 (2 pcs.)
	FB_	—	_pc(s).						
LX26_ _	XW1	1 pc.	1 pc.						Flat Head Machine Screw M2.6-4 (1 pc.)
	XW2		2 pcs.						
	XW3	2 pcs.	1 pc.						
LX26_ _C	FW1	1 pc.	1 pc.						SCB3-6 (2 pcs.)
	FW2		2 pcs.						
	FW3	2 pcs.	1 pc.						

Photo Sensor Type (SUNX) Set Part Specification

LX Part Number	Code *For L≤100, Max. 2 For L≥150, Max. 3	Photo Sensor	Sensor Rail Rail (1 Pc.)	Sensor Rail Mounting Screw (Pitch +1 Pc.)	Sensor (* Qty Per Sensor Included) Sensor Bracket	Sensor (* Qty Per Sensor Included) Bracket Mounting Screw Nut	Sensor (* Qty Per Sensor Included) Sensor Mounting Screw	Sensor (* Qty Per Sensor Included) Sensor Mounting Washer	Sensor Flag (1 pc.)	Sensor Flag Sensor Flag Mounting Screws
LX26_ _	SP_	PM-L25	SENAT3_H	SCB3-6	Dedicated	SCB3-5 (2 pcs.) LBNR3 (2 pcs.)	SCB3-6 (2 pcs.)	M2 Small Flat Washer (2 pcs.)	Dedicated	Flat Head Machine Screw M2.6-4 (1 pc.)
LX26_ _C	MP_									SCB3-5 (2 pcs.)

The Photo Sensor PM-L24 is to be discontinued and replaced by the next-generation product PM-L25 in April 2017.

Photo Sensor Type (Omron) Set Part Specification

LX Part Numbers	Code *For L≤100, Max. 2 For L≥150, Max. 3	Photo Sensor	Sensor Rail Rail (1 Pc.)	Sensor Rail Mounting Screw (Pitch +1 Pc.)	Sensor (* Qty Per Sensor Included) Sensor Bracket	Sensor (* Qty Per Sensor Included) Bracket Mounting Screw Nut	Sensor (* Qty Per Sensor Included) Sensor Mounting Screw	Sensor (* Qty Per Sensor Included) Sensor Mounting Washer	Sensor Flag (1 pc.)	Sensor Flag Sensor Flag Mounting Screw
LX26_ _	OP_	EE-SX951-R 1M	SENAT3_H	SCB3-6	Dedicated	SCB3-5 (2 pcs.) LBNR3 (2 pcs.)	SCB3-6 (2 pcs.)	Small Flat Washer (2 pcs.)	Dedicated	Flat Head Machine Screw M2.6-4 (1 pc.)
LX26_ _C	EP_									SCB3-6 (2 pcs.)

* Sensors are not sold separately. EE-SX911-R1M is scheduled to change to EE-SX951-R1M from April 2015.

Part Number Alterations

Part Number	-	Block Qty.	-	Motor Adapter Plates	-	Base Overall Length (L)	-	(Code)
LX2602	-	B1	-	A2628	-	400	-	SP2
LX2605C	-	B1	-	A2638	-	200	-	MP2

Proximity Sensor Type Installation Drawings (SUNX Limited)

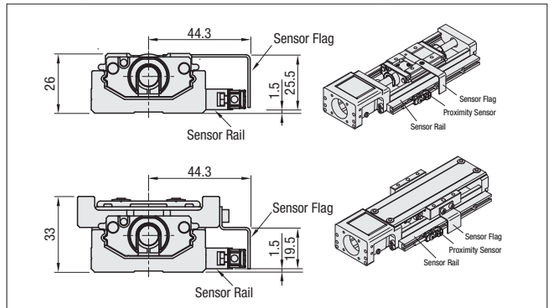

Sensor Flag Material: 304 Stainless Steel **Plate Thickness:** 1 mm

Photo Sensor Type Installation Drawings (SUNX Limited)

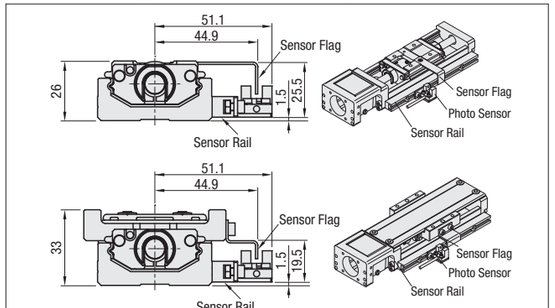

Sensor Flag Material: 304 Stainless Steel **Plate Thickness:** 1 mm

① Please access each sensor manufacture's website for the specifications of sensors in use.
① The sensor can also be installed on the opposite side.
① The drawing shows an example of sensor orientation. The sensor can also be installed in the opposite direction (i.e. with the cable wiring on the right).

Servo Motor Application Table

Part Number	Flange Size	Manufacturer	Wattage
A2625	_25	Yaskawa/ Mitsubishi Electric Corporation	10W / 20W / 30W
A2628	_28	Mitsubishi Electric Corporation	
A2638	_38	Panasonic	50W / 100W
E2640	_40	① SIEMENS	
A2640		Yaskawa Electric Corporation	50W
		Mitsubishi Electric Corporation	
		Keyence Corporation	
		Omron Corporation	
		Sanyo Denki Co., Ltd.	30W / 50W

Stepper Motor Application Table

Part Number	Flange Size	Manufacturer	Type
T2628	_28	Oriental Motor	2-Phase / 5-Phase / α-Step
T2642	_42		
T2656.4	_56.4	NEMA standards	—

① NEMA standards are a set of standards stipulated by National Electrical Manufacturers Association of United States.
① For details on supported motor types and detailed diagram of Motor Adapter Plates, see **P.532**.
① Shaft insertion depth on coupling will be 0.5 mm shorter on each side when used with Siemens motor.