


Adjusting Bolts

Use the Adjusting Bolts with matching Blocks for a complete adjusting block assembly. The bolts and blocks are available with black oxide and electroless nickel plating finish.



General Tolerance
Unless otherwise specified use the table below.

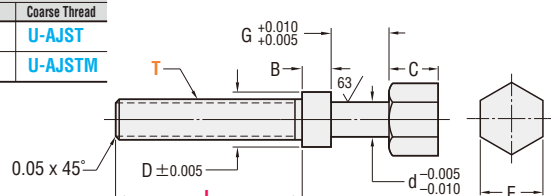
From	To	Tolerance
0.000	5.000	±0.01
5.001	16.000	±0.02
16.001	60.000	±0.05

⊕ Thread or hole location tolerance: ±0.005' non-cumulative.

Hex Head

Material	Surface Treatment	Type	
		Fine Thread	Coarse Thread
1045 Steel	Black Oxide	U-AJSF	U-AJST
1045 Steel	Electroless Nickel Plating	U-AJSFM	U-AJSTM

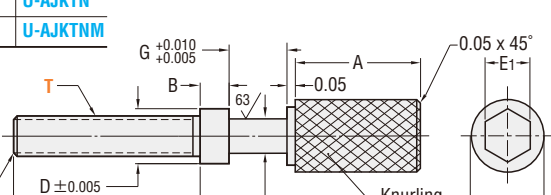
⊕ Material Characteristics **P.628**



Knurled Head

Material	Surface Treatment	Type	
		Fine Thread	Coarse Thread
1045 Steel	Black Oxide	U-AJKFN	U-AJKTN
1045 Steel	Electroless Nickel Plating	U-AJKFNM	U-AJKTNM

⊕ Material Characteristics **P.628**



⊕ Surface Roughness: Unless otherwise specified $250\sqrt{\text{ }}$

Hex Head

Type	Part No.				L	Choose in 0.25" Increments	d	G	B	D	C	E	\$ Unit Price (Qty. 1-9)			
	Callout	T (Thread)		Major Dia.									Fine Thread		Coarse Thread	
		U-AJSF	U-AJST										U-AJSF	U-AJST		
Fine Thread	8	-	#8-32	0.164	0.50 ~ 2.00	0.133	0.313	0.13	0.211	0.19	0.250	-	-	3.80	7.40	
U-AJSF (0.25~)	10	-	#10-32	0.190	0.50 ~ 2.75	0.164	0.375	0.19	0.266	0.38	0.312	-	-	4.20	7.70	
U-AJSFM (0.25~)	0.25	1/4-28	1/4-20	0.250	0.75 ~ 3.00	0.211	0.375	0.19	0.320	0.38	0.375	4.80	8.90	4.20	7.70	
Coarse Thread	0.31	5/16-24	5/16-18	0.313	1.00 ~ 3.75	0.266	0.500	0.25	0.422	0.63	0.500	6.70	11.00	5.80	9.60	
U-AJST	0.38	3/8-24	3/8-16	0.375	1.25 ~ 3.75	0.328	0.625	0.31	0.484	0.63	0.562	7.00	13.10	6.10	11.40	
U-AJSTM	0.50	1/2-20	1/2-13	0.500	1.50 ~ 5.75	0.438	0.750	0.31	0.641	0.81	0.750	8.30	14.10	7.20	12.30	

Knurled Head

Type	Part No.				L	Choose in 0.25" Increments	d	G	B	D	A	E1	F	\$ Unit Price (Qty. 1-9)			
	Callout	T (Thread)		Major Dia.										Fine Thread		Coarse Thread	
		U-AJKFN	U-AJKTN											U-AJKFNM	U-AJKTNM		
Fine Thread	8	-	#8-32	0.164	0.50 ~ 2.00	0.133	0.313	0.13	0.211	0.31	0.188	0.375	-	-	4.50	8.00	
U-AJKFN (0.25~)	10	-	#10-32	0.190	0.50 ~ 2.75	0.164	0.375	0.19	0.266	0.63	0.250	0.500	-	-	4.80	8.30	
U-AJKFNM (0.25~)	0.25	1/4-28	1/4-20	0.250	0.75 ~ 3.00	0.211	0.375	0.19	0.320	0.63	0.250	0.500	5.50	9.50	4.80	8.30	
Coarse Thread	0.31	5/16-24	5/16-18	0.313	1.00 ~ 3.75	0.266	0.500	0.25	0.422	0.63	0.313	0.625	7.60	11.60	6.60	10.10	
U-AJKTN	0.38	3/8-24	3/8-16	0.375	1.25 ~ 3.75	0.328	0.625	0.31	0.484	1.00	0.375	0.813	7.90	13.50	6.90	11.70	
U-AJKTNM	0.50	1/2-20	1/2-13	0.500	1.50 ~ 5.75	0.438	0.750	0.31	0.641	1.00	0.375	0.813	9.80	14.10	8.50	12.30	

⊕ The part number consists only of the fields with blue characters.

Order Example

Part No.

Type

U-AJST 8 — L 2.50
U-AJKFN 0.31 — L 3.25

Days to Ship

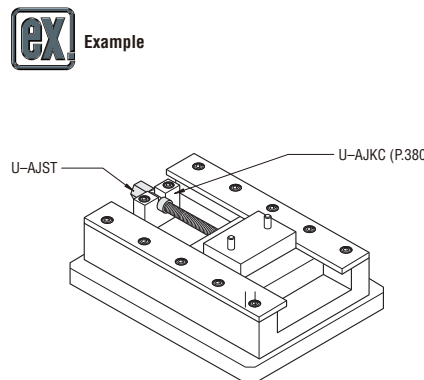
• U-AJSF, U-AJST, U-AJKFN, U-AJKTN
Standard **6** Days **Express** **4** Days (Specify Express **A**) \$ 5.00/piece **P.30**
⊕ Non-Returnable **P.30** ⊕ A flat charge of \$13.50 for 3 or more identical pieces.

• U-AJSFM, U-AJSTM, U-AJKFNM, U-AJKTNM
Standard **8** Days **Express** **6** Days (Specify Express **B**) \$ 5.00/piece **P.30**
⊕ Non-Returnable **P.30** ⊕ A flat charge of \$13.50 for 3 or more identical pieces.

Quantity Discount Rate


Quantity	1-9	10-19	20-49	50~
Rate	—	5%	10%	15%

⊕ For larger quantity orders "Days to Ship" may differ from published catalog term. **P.29**



Blocks for Adjusting Bolts

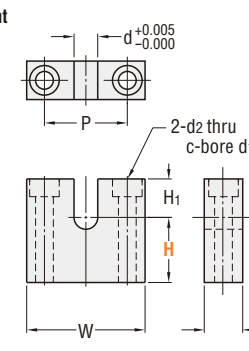
Use the Adjusting Bolts with matching Blocks for a complete adjusting block assembly. The bolts and blocks are available with black oxide and electroless nickel plating finish.



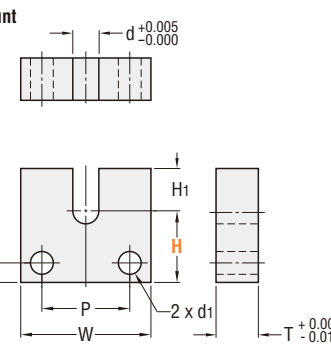
Material	Surface Treatment	Type	
		Top Mount	Side Mount
JIS SS400*	Black Oxide	U-AJKC	U-AJSC
	Electroless Nickel Plating	U-AJKCM	U-AJSCM

⊕ Material Characteristics **P.628** * JIS SS400 is equivalent to 1018 Steel.

Top Mount



Side Mount



⊕ Surface Roughness: Unless otherwise specified $100\sqrt{\text{ }}$

Top Mount

Type	Part No.	Callout	Bolt Size	Selection (Callout)					d	T	H ₁	P	W	d ₁	d ₂	ℓ	Compatible Mounting Bolt Size		
				3/8	1/2	5/8	3/4	1"											
U-AJKC U-AJKCM	8	10	#8-32	0.38	0.50	0.63			0.133	0.313	0.25	0.625	1.00	0.250	0.141	0.141	#5		
				0.38	0.50	0.63			0.164	0.375	0.31	0.750	1.25	0.313	0.180	0.180	#8		
				0.25	1/4-20	0.38	0.50	0.63	0.75	1.00	0.211	0.375	0.31	0.750	1.25	0.313	0.180	0.180	#8
				0.31	5/16-18	0.50	0.63	0.75	1.00		0.266	0.500	0.38	1.000	1.50	0.375	0.206	0.206	#10
				0.38	3/8-16	0.50	0.63	0.75	1.00		0.328	0.625	0.44	1.250	2.00	0.531	0.344	0.344	5/16
				0.50	1/2-13	0.75	1.00				0.438	0.750	0.50	1.500	2.25	0.531	0.344	0.344	5/16

Side Mount

Type	Part No.	Callout	Bolt Size	Selection (Callout)					d	T	H ₁	H ₂	P	W	d ₁	Compatible Mounting Bolt Size			
				5/8	3/4	1"	1-1/4	1-1/2											
U-AJSC U-AJSCM	8	10	#8-32	0.63	0.75				0.133	0.313	0.25	0.156	0.625	1.00	0.141	0.141	#5		
				0.63	0.75	1.00			0.164	0.375	0.31	0.188	0.750	1.25	0.180	0.180	#8		
				0.25	1/4-20	0.63	0.75	1.00	1.25		0.211	0.375	0.31	0.188	0.750	1.25	0.180	0.180	#8
				0.31	5/16-18	0.75	1.00	1.25	1.50		0.266	0.500	0.38	0.250	1.000	1.50	0.206	0.206	#10
				0.38	3/8-16	1.00	1.25	1.50			0.328	0.625	0.44	0.375	1.250	2.00	0.344	0.344	5/16
				0.50	1/2-13	1.00	1.25	1.50			0.438	0.750	0.50	0.375	1.500	2.25	0.344	0.344	5/16

⊕ Please refer to the table below for technical information.

Technical Information

Callout	H	
	Nominal	Actual Height
0.38	3/8	0.375
0.50	1/2	0.500
0.63	5/8	0.625
0.75	3/4	0.750
1.00	1"	1.000
1.25	1-1/4	1.250
1.50	1-1/2	1.500

Order Example

Port No.

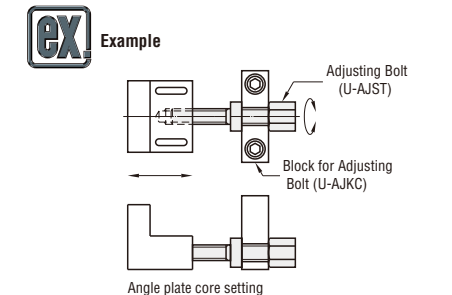
Type Callout

U-AJKC 10 — H 0.50

Days to Ship

• U-AJKC, U-AJSC
Standard **6** Days **Express** **4** Days (Specify Express **A**) \$ 5.00/piece **P.30**
⊕ Non-Returnable **P.30** ⊕ A flat charge of \$13.50 for 3 or more identical pieces.

• U-AJKCM, U-AJSCM
Standard **8** Days **Express** **6** Days (Specify Express **B**) \$ 5.00/piece **P.30**
⊕ Non-Returnable **P.30** ⊕ A flat charge of \$13.50 for 3 or more identical pieces.



Contents

How to Use the Catalog

Linear Motion

Linear Shafts

Bushings

Shaft Supports
Shaft Collars

Linear Guides

Rotary Motion

Rotary Shafts

Bearings w/ Housings

Pulleys Belts Couplings

Locating Components

Locating Pins & Bushings

Locating Components

General Components

Pivot Pins
Floating Joints

Posts
Device Stands
Strut Clamps

Angle Plates
Gussets
Welded Stands

Washers
Collars

Manifolds

Urethanes
Rubbers

Plates

Misc.

Technical Data

Business Information

Index