
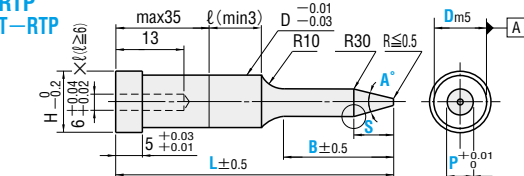

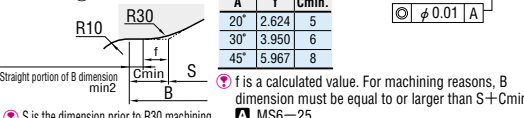

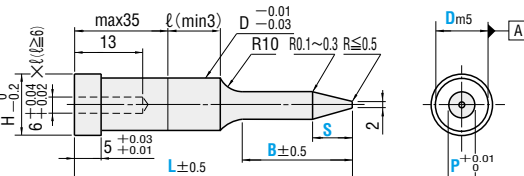




PILOT PUNCHES

—CONFIGURABLE TYPE—



Type	Shank diameter D tolerance	M H	Catalog No.	Shape
—Normal—  RoHS	D _{m5}	Equivalent to SKD 11 60~63HRC	RTP	RTP T—RTP 
—Dicoat® treatment—  RoHS	D _{m5}	Equivalent to SKD11 60~63 HRC Surface 3000 HV	T—RTP	Details of ○  Straight portion of B dimension min2 Ⓢ is the dimension prior to R30 machining. ⓐ MS6—25
—Normal—  RoHS	D _{m5}	Equivalent to SKD 11 60~63HRC	RTPE	(Economy type) RTPE T—RTPE 
—Dicoat® treatment—  RoHS	D _{m5}	Equivalent to SKD11 60~63 HRC Surface 3000 HV	T—RTPE	 ⓐ MS6—25

H	Catalog No.		1mm increments	0.01mm increments	1mm increments	1mm increments	A	Base unit price 1~9 pieces		
	Type	D	L	min. P max.	B	S		RTP	T—RTP	
13	RTP T—RTP	(10)	70~(200)	6.00~ 9.99	20~(100)	10~50 S ≤ B—Cmin.	20 30 45	Quotation	70 ≤ L ≤ 100 100 < L ≤ 150	
16		13								6.00~ 12.99
19		16								8.00~ 15.99
23		20								11.00~ 19.99
28		25								16.00~ 24.99
35	(32)	18.00~ 31.99								

Ⓢ The center hole remains at the tip end. Ⓢ Because the center hole is required, the flat surface on the end of the tip must be 2 mm or larger. P—2Stan (A/2) ≥ 2 Ⓢ (L—35) ≥ B ≥ (S+Cmin.)
 Ⓢ D (10) (32) → Cannot be used for T—RTP. Ⓢ L (200) → For RTP with D10 and T—RTP, L must not exceed 150. Ⓢ B (100) → If D=10, B must not exceed 50.

H	Catalog No.		1mm increments	0.01mm increments	1mm increments	1mm increments	A	Base unit price 1~9 pieces		
	Type	D	L	min. P max.	B	S		RTPE	T—RTPE	
13	RTPE T—RTPE	(10)	70~150	6.00~ 9.99	10~50	8~45 S ≤ B—2	8~45 S ≤ B—2	Quotation	70 ≤ L ≤ 100 100 < L ≤ 150	
16		13								6.00~ 12.99
19		16								8.00~ 15.99
23		20								11.00~ 19.99
28		25								16.00~ 24.99
35	(32)	18.00~ 31.99								

Ⓢ (L—35) ≥ B ≥ (S+2) Ⓢ D (10) (32) → Cannot be used for T—RTPE.



Order
 Catalog No. — L — P — B — S — A
 RTP 20 — 160 — P15.20 — B43 — S20 — A30
 RTPE 20 — 150 — P15.20 — B43 — S20
 T—RTP 20 — 120 — P15.20 — B43 — S20 — A30



Days to Ship **Quotation**



Price **Quotation**



Alterations
 Catalog No. — L — P — B — S — A — (HC-TC-LKC...etc.)
 RTP 20 — 160 — P15.20 — B43 — S20 — A30 — HC22.0
 RTPE 20 — 150 — P15.20 — B43 — S20 — HC22.0

Alteration	Code	Spec.	1Code
Alterations to head	HC	Head diameter change D ≤ HC < H 0.1mm increments	Quotation
	TC	Head thickness change 2 ≤ TC < 5 0.1mm increments Ⓢ Full length becomes the same size as specification size.	
	KC	Addition of single key flat to head	

Alteration	Code	Spec.	1Code
Alterations to shank	LKC	Full length tolerance change L ± 0.5 → L ± 0.05 Ⓢ Cannot be used with Dicoat® treatment. Ⓢ If used with LKC, 0.1mm increments can be selected for L dimension. Ⓢ Shape of tip R remains unchanged.	Quotation
	NDC	No press-in lead ℓ ≥ 3 ⇔ ℓ = 0	
	TPC	Dowel pin change Provided MS6—25 is changed to MSTP6—25 (tapped type).	

PILOT PUNCHES