Dies Steel
SKD61 equivalent+Nitrided
D$^{-0.01}_{-0.02}$

TAPERLESS ONE-STEP CENTER PINS

—SHAFT DIAMETER (D) FIXED TIP (A) TOLERANCE$^{0}_{-0.02}$ TYPE—

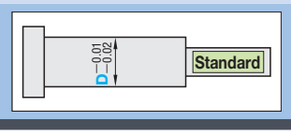

Non JIS material definition is listed on P.1351 - 1352



RoHS

M SKD61 equivalent+Nitrided — Range of guaranteed shaft diameter precision (Details P.1305) Range of guaranteed surface hardness for nitriding (Details P.1308)
H Surface 900HV～ Base material 40～45HRC — Range of guaranteed base material hardness (Details P.1307) No nitriding on the tip (ℓ).

Type	T D	Head thickness (T)	T Head Thickness (T)	Applicable ejector sleeve hole tolerance
CPNS—5	$^{-0.01}_{-0.02}$	4mm (T4)	$^{0}_{-0.02}$ (L>300 ···T $^{0}_{-0.05}$)	$^{+0.01}_{0}$ or H7
CPJS—5	D>12 ··· D $^{-0.01}_{-0.03}$	6・8mm (JIS)	$^{0}_{-0.05}$	Details P.1309

Step (Step type) Select from B～E in the drawing below.

Step B

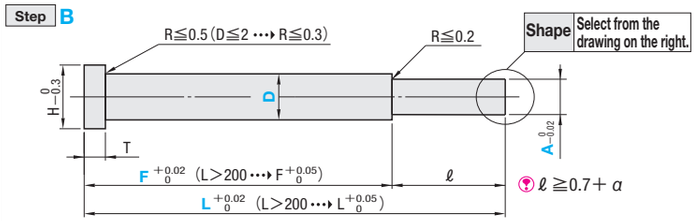

ℓ ≧0.7+ α

Step C

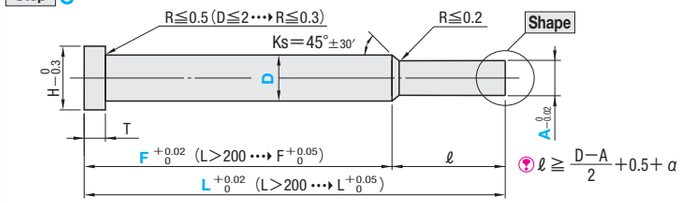

ℓ ≧ $\frac{D-A}{2}$ +0.5+ α

Step D

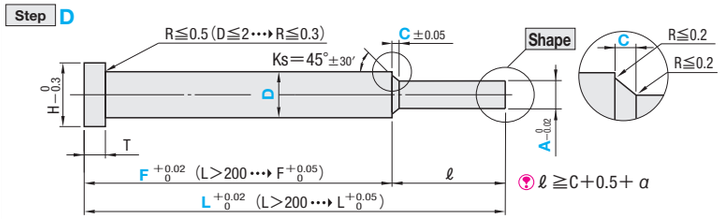

ℓ ≧C+0.5+ α

Step E

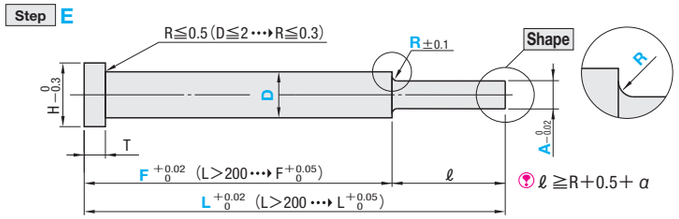

ℓ ≧R+0.5+ α

Shape (Tip shape)

(Not processed)

Designation of the shape is unnecessary when tip processing is not required.

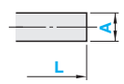

α =0

C (C chamfered)

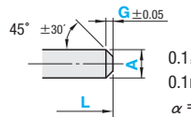

0.1≦G<A/2
0.1mm increments
α =G

G (Cone)

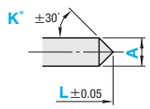

0<K≦60
1° increments
α = $\frac{A}{2\tan K}$

T (Tapered)

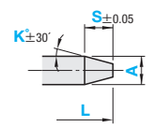

0.1≦S< $\frac{A}{2\tan K}$
0.1mm increments
0<K≦45
1° increments
α =S

R (R chamfered)

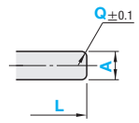

0.2≦Q<A/2
0.1mm increments
α =Q

B (Spherical processed)

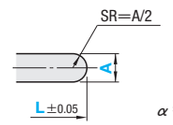

α =A/2

Order

Part Number	L	F	A	C(R)	Tip size (K・S・G・Q)
CPNS—5EG6	350.00	F330.00	A5.00	R0.5	K30

Days to Ship **Quotation**

4mm head H	4mm head T	JIS head H	JIS head T	Part Number Type 4mm head	Part Number Type JIS head	Step	Shape	D	0.01mm increments L	0.01mm increments F	0.01mm increments A	0.01mm increments Amin.	0.1mm ncrements C・R	ℓmax.
3	4	—	—	CPNS—5	—	B C D E	Designation is unnecessary when tip processing is not required. C G T R B	1.5	70.00～200.00	F≧50.00	D−0.02>A≧Amin.	0.50	Step D only 0.1≦C≦1.5 and C< $\frac{D-A}{2}$ Step E only R≧0.3 and R≦ $\frac{D-A}{2}$	ℓ≦12×A and ℓ≦35
4								2	70.00～400.00 (500.00)			0.70		
5								2.5						
6								3				1.00		
7		8	6		CPJS—5			3.5						
								4						
8		9						4.5				1.50		
								5	70.00～500.00			2.00		
9		10						5.5						
								6						
10		11						6.5						
								7						
11		13	8					8						
14		14						9						
15		15						10						
17		17						12						
—	—	21		—				16				2.50		

Refer to the drawing for ℓmin.(normally, α =0) L dimension in ( ) is available for CPJS—5 only. Step E is D≧2

Alterations

Part Number	L	F	A	C(R)	Tip size (K・S・G・Q)	(KC・WKC···etc.)
CPNS—5EG6	350.00	F330.00	A5.00	R0.5	G2.0	KC3.0

Alteration details P.381

Alterations	Code	Spec.	1Code
KC $^{0}_{-0.1}$	KC	Single flat cutting D/2≦KC<H/2	Quotation
WKC $^{0}_{-0.1}$	WKC	Two flats cutting D/2≦WKC<H/2	
KAC KBC $^{0}_{-0.1}$	KAC KBC	Varied width parallel flats cutting D/2≦KAC<H/2 KBC=0.1mm increments only KAC<KBC<H/2	
RKC $^{0}_{-0.1}$	RKC	Two flats (right angled) cutting D/2≦RKC<H/2	
DKC $^{0}_{-0.1}$	DKC	Three flats cutting D/2≦DKC<H/2	
AG° ±0.5 0° KGC $^{0}_{-0.1}$	KGC	Two flats (angled) cutting D/2≦KGC<H/2 AG=1° increments 0<AG<360	
120° 120° 120° KTC $^{0}_{-0.1}$	KTC	Three flats cutting at 120° D/2≦KTC<H/2	

About Designation Unit for Key Flat Cutting
(1)To align the key flat with the shaft diameter
Unit of designation 0.05mm increments possible
(2)To designate arbitrary key flat dimensions
Unit of designation 0.1mm

Price **Quotation**

Alterations	Code	Spec.	1Code
H HC $^{0}_{-0.3}$	HC	HC=0.1mm increments D≦HC<H In relation to the diameter tolerance, alteration may create a straight piece with little diameter difference between the head and shaft.	Quotation
H HCC $^{0}_{-0.02}$	HCC	HCC=0.1mm increments D+1≦HCC<H−0.3	
TC $^{0}_{-0.02}$ T	TC	TC=0.1mm increments T/2≦TC<T T TC≦Lmax. L (Dimensions L and F remain unchanged.)	
H d ℓ $^{+0.1}_{0}$ T	NC	Dowel hole boring Available when H≧4 Combination with other than NHC・NHN・RR not available. (T d ℓ: 4 2 3; 6 3 5; 8 3 5)	
H d ℓ₁ T	NCW	Dowel hole boring+Spring pin driving Available when H≧4 Combination with other than NHC・NHN・RR not available. (T d ℓ₁: 4 2 5; 6 3 5; 8 3 5)	
217	NHC	Numbering on the head How to order P.382 Available when H≧2	
1 2 3	NHN	Automatic sequential numbering on the head How to order P.382 Available when H≧2	
RR	RR	Changes R (normally 0.2 or less) to R0.3～0.5 (Improves strength) Designation method RR Available for Step B・C・D D−A≧1.0 Step When D, C≧0.5	