Add. Spec. Printed in Red

Locating Pins

Nonmagnetic Type

Feature: Nonmagnetic (Aluminum) Locating Pins. Does not magnetically affect the surroundings.

Locating Pins – Nonmagnetic Type

RoHS10

Type: Press Fit	Type: Tapped	Type: Threaded	Tip Shape	Material	Surface Treatment
AFPMA	AFPMTA	AFPMNA	Round	2017Aluminum Alloy	Clear Anodize
AFPMD	AFPMTD	AFPMND	Diamond		

Press Fit

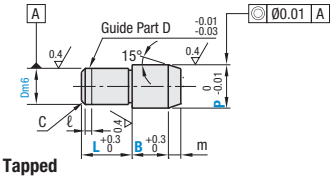

Tapped

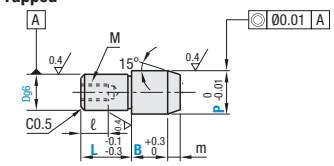

Threaded

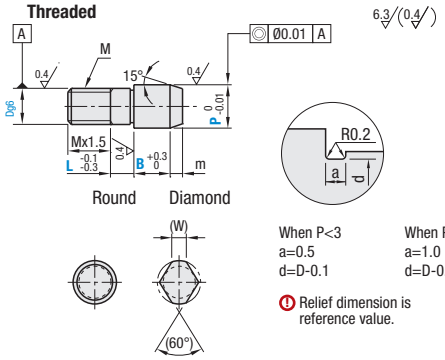

When P<3
a=0.5
d=D-0.1

When P≥3
a=1.0
d=D-0.2

Relief dimension is reference value.

Press Fit

Part Number Type	D	D Tolerance m6	P 0.01 mm Increment	L 1 mm Increment	B 0.1 mm Increment	C	m	(W)	ℓ	Compliance with Standard AFPMA	Compliance with Standard AFPMD	Available Types AFPMA	Available Types AFPMD
AFPMA AFPMD	1	+0.008 +0.002	1.50–2.50	2, 3	1.0–5.0	0.1	0.5	—	0	—	—	—	•
	2		2.50–4.00	2–6	1.0–10.0	0.5	1	1.2		1.2	1.2	—	—
	3		3.50–6.00	3–6	1.0–10.0		2	1.5	1	1.5	1.5	—	—
	4	+0.012 +0.004	4.50–7.00	4–8	1.0–10.0	1	3	1.8		1.8	1.8	—	—
	5		5.50–8.00	5–10	1.0–10.0			2.2		2.2	2.2	—	—
	6		6.50–10.00	6–12	1.0–12.0			3		3	3	—	—
	8	+0.015 +0.006	9.00–13.00	8–16	1.0–15.0	1.5	4	3.5		3.5	3.5	—	—
	10		11.00–15.00	10–20	3.0–20.0	2		4		4	4	—	—
	12	+0.018 +0.007	13.00–16.00	12–24	3.0–20.0			5		5	5	—	—
	13		14.00–18.00	13–26	5.0–20.0			5.5	2	5.5	5.5	—	—
	16		17.00–25.00	16–32	5.0–20.0	3	5	7		7	7	—	—

Diamond Shape is applicable when D≥2.

Tapped

Part Number Type	D	D Tolerance g6	P 0.01 mm Increment	L 1 mm Increment	B 0.1 mm Increment	m	(W)	ℓ	M (Coarse)	Recommended Tightening Torque (kgf • cm)
AFPMTA AFPMTD	6	-0.004 -0.012	6.50–10.00	6 (9)–12	2.0–12.0	3	3	5	M3	6.25
	8	-0.005 -0.014	9.00–13.00	8 (12)–16	2.0–15.0	4	3.5	8	M5	10
	10		11.00–15.00	10 (12)–20	3.0–20.0		4			
	12	-0.006 -0.017	13.00–16.00	12–24	3.0–20.0		5			
	13		14.00–18.00	13 (14)–26	5.0–20.0		5.5	10	M8	22.5
	16		17.00–25.00	16–32	5.0–20.0	5	7	12		

L dimension in ( ) is applicable to Diamond Shape. Recommended tightening torque is reference value.
Threads are prone to damage due to the soft material. Refer to the recommended tightening torque in the table for mounting.

Threaded

Part Number Type	D	D Tolerance g6	P 0.01 mm Inc.	L 1 mm Inc.	B 0.1 mm Inc.	m	(W)	M (Coarse)	Recommended Tightening Torque (kgfcm)
AFPMNA AFPMND	3	-0.002 -0.008	3.50–6.00	0–6	1.0–10.0	2	1.5	3	5
	4	-0.004 -0.012	4.50–7.00	0–8	1.0–10.0	3	1.8	4	7
	5		5.50–8.00	0–10	1.0–10.0		2.2	5	8.75
	6		6.50–10.00	0–10	1.0–12.0		3	6	17.5
	8	-0.005 -0.014	9.00–13.00	0–10	1.0–15.0	4	3.5	8	18.75
	10		11.00–15.00	0–15	3.0–20.0		4	10	27.5
	12	-0.006 -0.017	13.00–18.00	0–15	3.0–20.0		5	12	92.5
	16		17.00–25.00	0–20	5.0–20.0	5	7	16	100

Recommended tightening torque is reference value. Threads are prone to damage due to the soft material. Refer to the recommended tightening torque in the table for mounting. For full thread, specify L = 0 and alteration NNC.

Part Number Example

Part Number	-	P	-	L	-	B
AFPMA6	-	P8.50	-	L6	-	B3.0

Part Number Alterations

Part Number	-	P	-	L	-	B	-	(MH / RC / AC)
AFPMTA10	-	P12.00	-	L15	-	B6.0	-	AC

	Tapping	Air Vent	Relief	Radius
Alterations	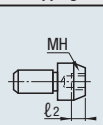	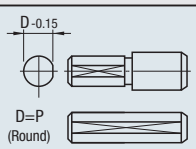	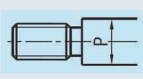	
Code	MH	AC	NNC	RC
Spec.	Tapped end -Ordering Code: MH - Applies to D≥6 -B≥l2+4 -M+2≤P-2 x tan15°(≠0.27) -Not applicable for tapped pins Wrench Hole Dim.: D / MH (Coarse) / ℓ2 6 / M3 / 4 8–13 / M4 / 6 16 / M6 / 9	Adds an air vent. - Not applicable to threaded type.	Ordering Code: NNC - Applicable when L=0 - Adds a relief at the thread end.	Changes the relief to R0.5. Ordering Code:RC

Application Example

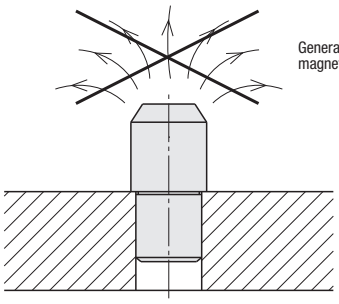

Generates no magnetic force.