# Heat Insulating Plates

## Very High Temperature Insulating Grade

**Heat Insulating Plates – Very High Temperature Insulating Grade**

RoHS10

| Type | Tolerance Selection | Dim. Tolerance of A & B | Color | Operating Ambient Temperature |
|---|---|---|---|---|
| HRMB | Not Specified | +1.0 / 0 | White | Room Temperature ~1,000°C |
| | P | ±0.3 | | |

Properties and Machining Conditions **P.3779**.

**Standard**

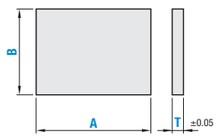


A≥B

**Hole, Threaded Insert Machining Type**

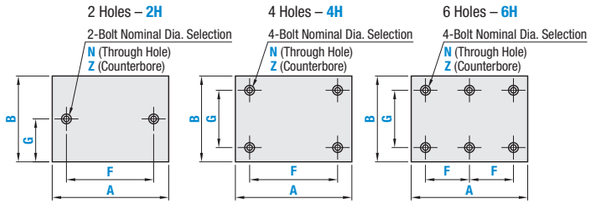


### Standard

| Part Number | | 1 mm Increment | | Selection |
|---|---|---|---|---|
| Type | Tolerance Selection | A | B | T |
| HRMB | Not Specified | 20–800 | 20–600 | 12.7<br>19.1<br>25.4 |
| | P | | | |

**Hole Machining Detail**

N Through Hole

Z Counterbore Hole

| Bolt Nominal Diameter | 3 | 4 | 5 | 6 | 8 | 10 |
|---|---|---|---|---|---|---|
| d | 3.5 | 4.5 | 5.5 | 6.5 | 9 | 11 |
| $d_1$ | — | 8 | 9.5 | 11 | 14 | — |
| h | — | 5 | 6 | 7 | 9 | — |

### Hole Type

| Part Number | | | 1 mm Increment | | T | 0.5mm Increment | | Hole Machined Bolt Nominal Diameter | | | | |
|---|---|---|---|---|---|---|---|---|---|---|---|---|
| Type | Tolerance Selection | Hole Selection | A | B | | F | G | Through Hole N | Counterbore Hole Z | | | |
| HRMB | Not Specified | 2H<br>4H<br>6H | 20–800 | 20–600 | 12.7 | 9–791<br>2H and 4H Type | 5–595<br>2H Type | 3<br>4<br>5<br>6<br>8<br>10 | 4 | 5 | 6 | |
| | | | | | 19.1 | | | | 4 | 5 | 6 | 8 |
| | | | | | 25.4 | 9–395<br>6H Type | 9–591<br>4H and 6H Type | | 4 | 5 | 6 | 8 |
| | P | | 20–200 | 20–200 | 12.7 | 9–191<br>2H and 4H Type | 5–195<br>2H Type | | 4 | 5 | 6 | |
| | | | | | 19.1 | | | | 4 | 5 | 6 | 8 |
| | | | | | 25.4 | 9–95<br>6H Type | 9–191<br>4H and 6H Type | | 4 | 5 | 6 | 8 |

F Dimension Range: For 2H and 4H, $d(d_1)+5 \le F \le A-d(d_1)-5$; for 6H, $d(d_1)+5 \le F \le A/2-d(d_1)/2-2.5$.
G Dimension Range: For 2H, $d(d_1)/2+2.5 \le G \le B-d(d_1)/2-2.5$, for 4H–6H, $d(d_1)+5 \le G \le B-d(d_1)-5$. (d is for Through Hole. $d_1$ is for Counterbore.)
For Hole type, select from N (through hole), Z (Counterbore).



Heaters / Temperature Controllers / Insulating Plates

# Heat Insulating Plates

## Very High Temperature Insulating Grade, *continued*

**Part Number Example**

Standard

| Part Number | - | A | - | B | - | T |
|---|---|---|---|---|---|---|
| HRMB | - | 300 | - | 222 | - | 12.7 |
| HRMBP | - | 200 | - | 100 | - | 19.1 |

Hole, Threaded Insert Machining Type

| Part Number | - | A | - | B | - | T | - | F | - | G | - | Bolt Nominal Dia. |
|---|---|---|---|---|---|---|---|---|---|---|---|---|
| HRMB2H | - | 200 | - | 170 | - | 12.7 | - | F100 | - | G70 | - | N8 |
| HRMBP4H | - | 200 | - | 150 | - | 12.7 | - | F150 | - | G120 | - | Z5 |

**Part Number Alterations**

| Part Number | - | A | - | B | - | T | - | F | - | G | - | Bolt Nominal Dia. | - | (XC / YC) |
|---|---|---|---|---|---|---|---|---|---|---|---|---|---|---|
| HRMBP4H | - | 100 | - | 100 | - | 19.1 | - | F40 | - | G50 | - | N6 | - | XC30-YC20 |

| | Hole Position from Left | Hole Position from Bottom |
|---|---|---|
| Alterations | 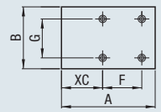 | 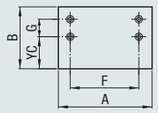 |
| Code | XC | YC |
| Spec. | XC = 1 mm Increment<br>5≤XC≤786<br>(2H / 4H Type)<br>$d(d_1)/2+2.5 \le XC \le A-F-d(d_1)/2-2.5$<br>(6H Type)d<br>$(d_1)/2+2.5 \le XC \le A-2F-d(d_1)/2-2.5$ | YC = 1 mm Increment<br>5≤YC≤586<br>$d(d_1)/2+2.5 \le YC \le B-G-d(d_1)/2-2.5$<br>Not applicable to 2H Types. |