


# Hinge Bases

## U-Shaped

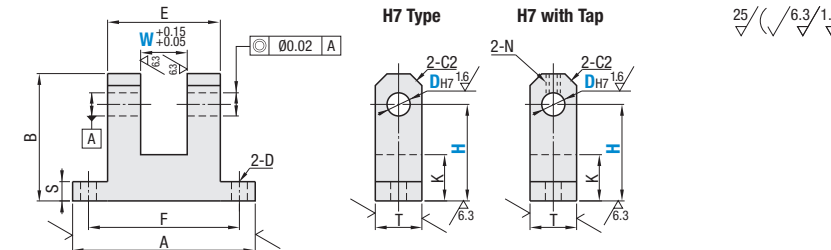
**Feature:** General Purpose Type that can specify the height in 1mm increments.



**Hinge Bases – U-Shaped**

RoHS10

W Fixed		W & H Configurable		Material	Surface Treatment	Accessories (H7 Type with Tap Only)
H7 Type	H7 Type with Tap	H7 Type	H7 Type with Tap			
HKPB	HKPBT	HGBPB	—	1045 Carbon Steel or Equivalent	Black Oxide	Set Screws 2 pcs. (304 Stainless Steel)
HKPM	HKPMT	HGBPM	HGBPMT		Electroless Nickel Plating	
HKPS	—	HGBPS	—	304 Stainless Steel		



**H7 Type**      **H7 with Tap**

25 / (√6.3 / 1.6)

### W Fixed

Type	Part Number		H 1 mm Increment	W	A	F	B	E	K	S	T	d	N									
	D	D Tolerance																				
H7 Type HKPB HKPM HKPS	2	+0.01 0	15-20	4	25	18	H+3	10	10	5	9	3.5	M3									
	3	—	20-25	6	32	24	H+5	15														
	4	+0.012 0	25-30	8	38	29	H+6	20	12	10	12	4.5	M4									
	5	—		10	50	41	H+8	32														
	6	+0.015 0		12	65	52	H+10	38	14	19	5.5											
H7 Type with Tap HKPBT HKPMT	8	+0.018 0	30-40	12	75	62	H+10	50	15	15	22	6.5	M5									
	10	—												16	63	H+12	15	22	6.5			
	12	+0.018 0	35-45	16	—	—	—	—	—	—	—	—	—									
	13	—												20	100	82	H+14	65	18	25	9	M6
	14	+0.021 0												30	—	—	H+17	—	—	30	—	—
20	—	40-50	—	—	—	—	—	—	—	—	—	—										
25	—	—	—	—	—	—	—	—	—	—	—	—										

- Ⓛ For detailed hinge pin dimensions, refer to P.939
- Ⓧ D 2 not available for H7 Type with Tap.

### W & H Configurable

Type	Part Number		W 1 mm Increment	H 5mm Increment	A	F	B	E	K	S	T	d	N						
	D	D Tolerance																	
H7 Type HGBPB HGBPM HGBPS	2	+0.01 0	3-5	15-20	25	18	H+3	10	10	5	9	3.5	M3						
	3	—	3-9	20-25	32	24	H+5	15											
	4	+0.012 0	4-12	25-30	38	29	H+6	20	12	10	12	4.5	M4						
	5	—	5-15		50	41	H+8	32											
	6	+0.015 0	6-18		65	52	H+10	38	14	19	5.5								
H7 Type with Tap HGBPBT HGBPMT	8	+0.018 0	8-24	30-40	75	62	H+10	50	15	15	22	6.5	M5						
	10	—	10-30											63	H+12	15	22	6.5	
	12	+0.018 0	12-30	35-45	—	—	—	—	—	—	—	—	—						
	13	—	13-30											16	63	H+12	15	22	6.5
	14	+0.021 0	14-30											20	100	82	H+14	65	18
20	—	15-30	—	—	—	—	—	—	—	—	—	—							
25	—	16-30	40-50	—	—	—	—	—	—	—	—	—							

- Ⓛ For detailed hinge pin dimensions, refer to P.939
- Ⓧ For H7 type with tap, (E-W)/2 ≥ N+2 is required.
- Ⓧ D 2 not available for H7 Type with Tap.

**Part Number Example**

Part Number - W - H


HKPM12 - H35

HGBPB8 - W12 - H35

# Hinge Bases

## U-Shaped with Bottom Mount

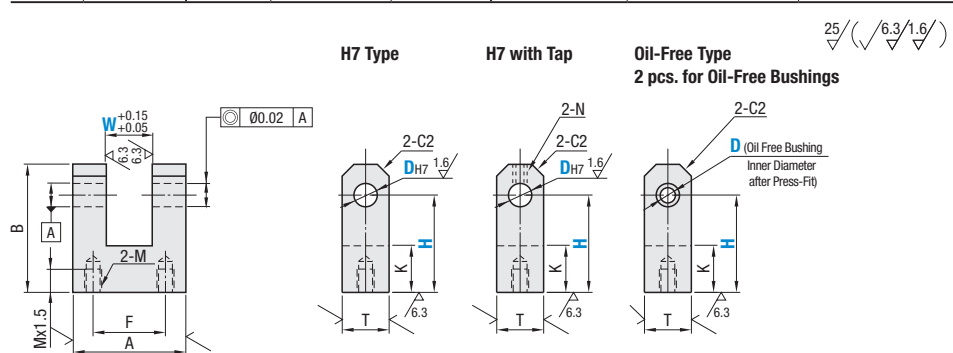
**Feature:** Through installation on the bottom side, horizontal width is reduced.



**Hinge Bases – U-Shaped with Bottom Mount**

RoHS10

W Fixed		W & H Configurable		Material	Surface Treatment	Accessories (with H7 Tap Only)
H7 Type	Oil-Free Type	H7 Type	H7 Type with Tap			
HKUB	—	HGBUB	HGBUBT	1045 Carbon Steel or Equivalent	Black Oxide	Set Screws 2 pcs. (304 Stainless Steel)
HKUM	—	HGBUM	—		Electroless Nickel Plating	
HKUS	HKUSM	—	HGBUSM	304 Stainless Steel		



**H7 Type**      **H7 with Tap**      **Oil-Free Type**

25 / (√6.3 / 1.6)

2 pcs. for Oil-Free Bushings

### W Fixed

Type	Part Number		H 1 mm Increment	W	A	F	B	K	T	M (Coarse)	Oil-Free Bushing	
	D	D Tolerance									d (Inner Dia.)	L (Overall Length)
H7 HKUB HKUM HKUS	2	+0.01 0	15-20	4	13	7	H+3	10	9	M3	—	—
	3	—	20-25	6	16	8	H+5				4	4
	4	+0.012 0	25-30	8	25	16	H+6	12	12	M4	5	6
	5	—									6	10
	6	+0.065 0									8	12
	8	+0.015 0	30-40	10	38	26	H+8	14	16	M5	10	15
	10	—									12	15
	12	+0.068 0	35-45	12	—	—	—	—	—	—	—	—
	13	—									16	—
	14	+0.018 0									16	—
15	—	40-50	16	36	—	H+12	15	22	M6	—	—	
16	—									—	—	
20	+0.021 0	—	20	65	47	H+14	18	25	M8	—	—	
25	—									30	—	

- Ⓛ For detailed pivot pin dimensions, refer to P.939

### W and H Configurable Type (For Oil Free Type, H dimension is fixed)

Type	Part Number		H7 Type / H7 Type with Tap		Oil-Free Type		A	F	B	K	T	M (Coarse)	N
	D	D Tolerance	W 1 mm Increment	H 5 mm Increment	W Selection	H Fixed							
H7 HGBUB HGBUM	2	+0.01 0	3-5	15-20	—	—	13	7	H+3	10	9	M3	M3
	3	—	3-9	20-25	8	9	16	8	H+5				
	4	+0.012 0	4-12	25-30	9	10	25	16	H+6	12	12	M4	M4
	5	—	5-15		10	12	32	20	H+8				
	6	+0.065 0	6-18		12	15	38	26	14	16	19	5.5	
H7 Type with Tap HGBUBT	8	+0.015 0	8-24	30-40	10	12	38	H+10	14	15	16	M5	M5
	10	—	10-30		12	15	—	—					
	12	+0.068 0	12-30	35-45	13	15	—	—	36	H+12	15	22	M6
	13	—	13-30		15	16	—	—					
	14	+0.018 0	14-30		16	20	—	—					
Oil-Free HGBUSM	15	—	15-30	40-50	—	—	50	—	—	—	—	—	—
	16	—	16-30		65	47	H+14	18					
	20	+0.021 0	20-30	—	—	—	—	—	—	—	—	—	—
25	—	25-35	—	—	—	—	—	—	—	—	—	—	

- Ⓛ For detailed hinge pin dimensions, refer to P.939
- Ⓧ For H7 type with tap, (A-W)/2 ≥ N+2 is required.
- Ⓧ D 2 not available for H7 Type with Tap.

**Part Number Example**

Part Number - W - H

HKUB6 - H28

HGBUB8 - W8 - H30