


# Casters

## Screw Fit

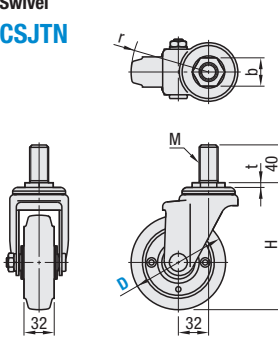


**Casters – Screw Fit**

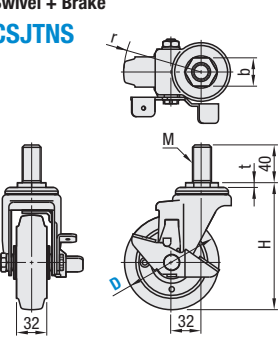


RoHS10

**Swivel**  
**CSJTN**



**Swivel + Brake**  
**CSJTNS**




Body		Wheel		Bearings	
Material	Surface Treatment	Material (Color)	Swiveling	Wheel	
Low Carbon Steel	Trivalent Chromate	Rubber (Black)	Incorporated	Incorporated	

Body	Part Number Type	D	Wheel Material	H	M (Coarse)	b	t	r	Allowable Load (N)	Mass (g)	
											R
Swivel Screw-In	CSJTN	100A	R Rubber	134	16	23	4.7	82	1200	880	
		100B			20	30	5			810	
		125A			16	23	4.7			1025	
		125B			20	30	5			950	
Swivel Screw-In Brake	CSJTNS	100A		R Rubber	134	16	23	4.7	86	1200	965
		100B				20	30	5			840
		125A				16	23	4.7			1115
		125B				20	30	5			1040

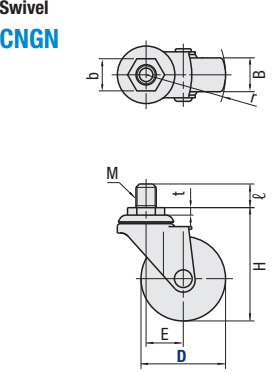
Part Number Example: **CSJTN100B - R**

**Casters – Screw Fit**

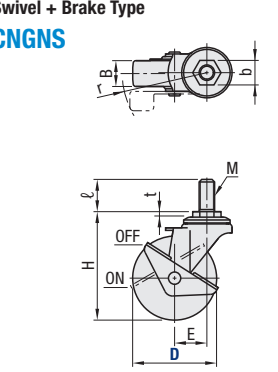


RoHS10

**Swivel**  
**CNGN**



**Swivel + Brake Type**  
**CNGNS**



Body		Wheel		Bearings	
Material	Surface Treatment	Material (Color)	Swiveling Part	Wheel	
Low Carbon Steel	Trivalent Chromate	Synthetic Rubber (Black)	Incorporated	None	

Mount Type	Part Number Type	D	Wheel Material	H	B	M x P	ℓ	E	r	Allowable Load (N)	Mass (g)			
												R	U	N
Screw Fitting	CNGN	40	R Rubber	59	18	12 x 1.25	14	20	42	300	140			
		50									22	49	160	
		65									25	60	230	
		75									30	72	280	
Screw Fitting + with Stopper	CNGNS	40		R Rubber	59	18	12 x 1.25	14	20	54	300	150		
		50										22	56	170
		65										25	67	245
		75										30	73	275


Part Number Example: **CNGN50 - R**

# Casters

## Screw Fit



**Casters – Screw Fit**

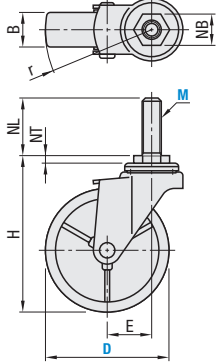


Swivel Screw Fitting

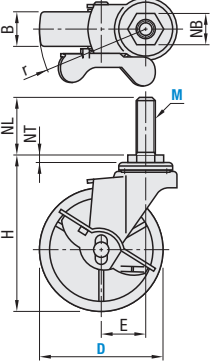
Swivel Screw Fitting + with Stopper

RoHS10

**Swivel Screw Fitting**  
**HSGN**



**Swivel Screw Fitting + with Stopper**  
**HSGNS**




Body		Wheel		Bearings	
Material	Surface Treatment	Material (Color)	Swiveling Part	Wheel	
Low Carbon Steel	Trivalent Chromate	Synthetic Rubber (Black) / Urethane (Brown) / Nylon (White)	Provided	Not Provided	

Body	Part Number Type	D	M (Coarse)	Wheel Material	H	Wheel Width B				E	NB	NT	NL	r	Allowable Load (N)			Mass (g)				
						R	U	N	R						U	N	R	U	N			
Swivel Screw Fitting	HSGN	50	8	R Rubber	68	20	21	21	22	14	4.8	35	14	47	300	380	400	195	175	165		
		65	12			21	21	23	56						400	450	500	270	220	210		
		75	12			25	28	25	27						65	400	450	500	310	240	225	
		100	12			21	21	21	21						82	500	600	600	585	435	405	
Swivel Screw Fitting with Stopper	HSGNS	50	8		N Nylon	68	20	21	21	22	14	4.8	35	14	49	300	380	400	220	200	190	
		65	12				21	21	23	57						300	400	400	305	255	235	
		75	12				25	28	25	27						65	400	450	500	340	275	250
		100	12				21	21	21	21						82	500	600	600	650	620	585

Part Number Example: **HSGN75 - 12 - U**

**Casters – Screw-In Type**

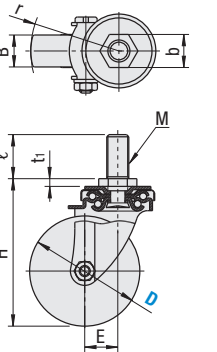


Nylon Wheel

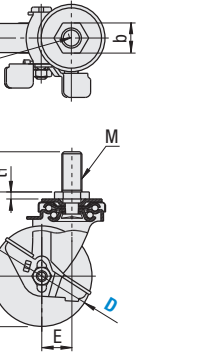
Urethane Wheel

RoHS10

**Swivel**  
**CMGN**



**Swivel + Brake**  
**CMGNS**



Body		Wheel		Bearings	
Material	Surface Treatment	Material (Color)	Swiveling	Wheel	
Low Carbon Steel	Trivalent Chromate	Synthetic Rubber (Black) / Urethane (Brown) / Nylon6 (White)	Incorporated	N/A for D75 only	

⊙ r indicates the swivel radius of the wheel and turning radius of the pedal.

Body Type	Part Number Type	d	Wheel Material	Wheel Width B				H	M (Coarse)	b	t <sub>1</sub>	E	r	Allowable Load (N)			Mass (g)		
				R	U	N	R							U	N	R	U	N	
Screw-In	CMGN	75	R Rubber	25	—	25	97	16	23	4	25	63	600	—	800	476	—	390	
		100		32	30	29	134	20	30	7	30	80	1200	1200	1026	1474	1000		
		75		25	—	25	97	16	23	4	25	72	600	—	800	523	—	445	
Swivel Screw-In with Stopper	CMGNS	100	N Nylon	32	30	29	134	20	30	7	30	98	1200	1200	1200	1133	1690	1100	

\*1: Urethane wheels are available for D100 only.

Part Number Example: **CMGN75 - R**