Folding Nets

No Frame

Folding Nets – No Frame

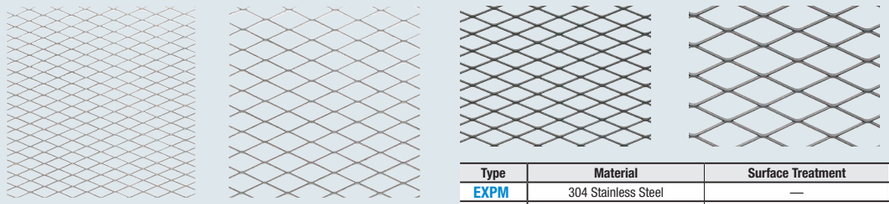

RoHS10

Type	Material	Surface Treatment	Color
EXPM	304 Stainless Steel	—	Silver
EXPMB	1018 Carbon Steel or Equivalent	Cathodic Electrodeposition Coating	Black

Unframed Type

EXPM
EXPMB
Cathodic Electrodeposition, Black

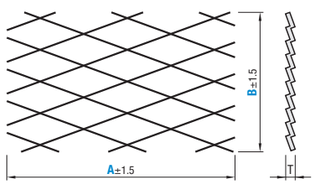

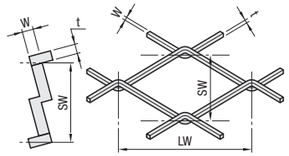

Cut surface of EXPMB are not treated.

Caution: Handle with care as cut surfaces and framework inside surfaces are sharp.

Part Number		1 mm Increment		T	SW	LW	W	t	Mass kg/m²
Type	No.	A	B						
EXPM / EXPMB	31	100–1200	100–1000	3.5	12	30.5	1.5	1.2	2.36
	42			5.3	22	50.8	2.5	2.3	4.1

Part Number Example

Part Number	-	A	-	B
EXPM31	-	A325	-	B255

Part Number		A	Available Types B								
Type	No.		100–200	201–300	301–400	401–500	501–600	601–700	701–800	801–900	901–1000
EXPM	31	100–200	•	—	—	—	—	—	—	—	—
		201–300	•	•	—	—	—	—	—	—	—
		301–400	•	•	•	—	—	—	—	—	—
		401–500	•	•	•	•	—	—	—	—	—
		501–600	•	•	•	•	•	—	—	—	—
		601–700	•	•	•	•	•	•	—	—	—
		701–800	•	•	•	•	•	•	•	—	—
		801–900	•	•	•	•	•	•	•	•	—
		901–1000	•	•	•	•	•	•	•	•	•
		1001–1100	•	•	•	•	•	•	•	•	•
		1101–1200	•	•	•	•	•	•	•	•	•
	42	100–200	•	—	—	—	—	—	—	—	—
		201–300	•	•	—	—	—	—	—	—	—
		301–400	•	•	•	—	—	—	—	—	—
		401–500	•	•	•	•	—	—	—	—	—
		501–600	•	•	•	•	•	—	—	—	—
		601–700	•	•	•	•	•	•	—	—	—
		701–800	•	•	•	•	•	•	•	—	—
		801–900	•	•	•	•	•	•	•	•	—
		901–1000	•	•	•	•	•	•	•	•	•
		1001–1100	•	•	•	•	•	•	•	•	•
		1101–1200	•	•	•	•	•	•	•	•	•
EXPMB	31	100–200	•	—	—	—	—	—	—	—	—
		201–300	•	•	—	—	—	—	—	—	—
		301–400	•	•	•	—	—	—	—	—	—
		401–500	•	•	•	•	—	—	—	—	—
		501–600	•	•	•	•	•	—	—	—	—
		601–700	•	•	•	•	•	•	—	—	—
		701–800	•	•	•	•	•	•	•	—	—
		801–900	•	•	•	•	•	•	•	•	—
		901–1000	•	•	•	•	•	•	•	•	•
		1001–1100	•	•	•	•	•	•	•	•	•
		1101–1200	•	•	•	•	•	•	•	•	•
	42	100–200	•	—	—	—	—	—	—	—	—
		201–300	•	•	—	—	—	—	—	—	—
		301–400	•	•	•	—	—	—	—	—	—
		401–500	•	•	•	•	—	—	—	—	—
		501–600	•	•	•	•	•	—	—	—	—
		601–700	•	•	•	•	•	•	—	—	—
		701–800	•	•	•	•	•	•	•	—	—
		801–900	•	•	•	•	•	•	•	•	—
		901–1000	•	•	•	•	•	•	•	•	•
		1001–1100	•	•	•	•	•	•	•	•	•
		1101–1200	•	•	•	•	•	•	•	•	•

Folding Nets

Framed

Folding Nets – Framed



RoHS10

Framed Type

Frames spot-welded with EXPM.

EXPMF
EXPMFB **Cathodic Electrodeposition, Black**

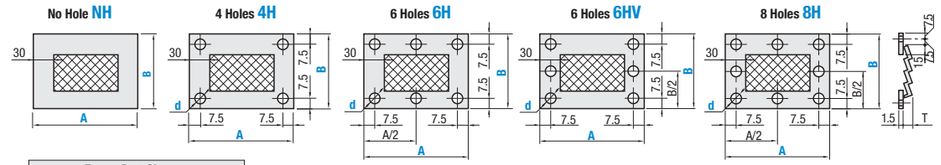

Frame Part Closeup

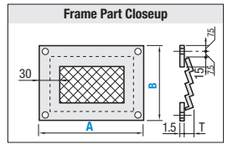

Type	Expanded Metals / Frames		
	Material	Surface Treatment	Color
EXPMF	304 Stainless Steel	—	Silver
EXPMFB	1018 Carbon Steel or Equivalent	Cathodic Electrodeposition Coating	Black

A≥B

Positional relationship between frame and expanded metal mesh is random.

There are two weldings on the frame and some grinding marks remain.

Caution: Handle with care as cut surfaces and framework inside surfaces are sharp.

Part Number			1mm Increment		d	T
Type	Nominal	No.	A	B		
EXPMF / EXPMFB	NH / 4H / 6H / 6HV / 8H	31	100–700	100–700	4.5 / 5.5 / 6.5 / 9	3.5
		42				5.3

Part Number Example

Part Number	-	A	-	B	-	d
EXPMF4H31	-	A600	-	B400	-	5.5

Part Number		A	Available Types B					
Type	No.		100–200	201–300	301–400	401–500	501–600	601–700
EXPMF	31	100–200	•	—	—	—	—	—
		201–300	•	•	—	—	—	—
		301–400	•	•	•	—	—	—
		401–500	•	•	•	•	—	—
		501–600	•	•	•	•	•	—
		601–700	•	•	•	•	•	•
	42	100–200	•	—	—	—	—	—
		201–300	•	•	—	—	—	—
		301–400	•	•	•	—	—	—
		401–500	•	•	•	•	—	—
		501–600	•	•	•	•	•	—
		601–700	•	•	•	•	•	•
EXPMFB	31	100–200	•	—	—	—	—	—
		201–300	•	•	—	—	—	—
		301–400	•	•	•	—	—	—
		401–500	•	•	•	•	—	—
		501–600	•	•	•	•	•	—
		601–700	•	•	•	•	•	•
	42	100–200	•	—	—	—	—	—
		201–300	•	•	—	—	—	—
		301–400	•	•	•	—	—	—
		401–500	•	•	•	•	—	—
		501–600	•	•	•	•	•	—
		601–700	•	•	•	•	•	•

Installation of Non Framed Expanded Metals

Putting into Aluminum Extrusion Grooves

When putting expanded metal Folding Nets into aluminum Extrusion grooves, insert slot cover (HSCA) inside out as a holder. **P.2903**

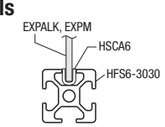

Connection of Aluminum Extrusions

When forming a frame with aluminum Extrusions, use Single Joint Kit Narrow Type (**P.2852**) for Blind Joint as junctions. Brackets, single / double joint for blind joint may become as obstacles for installation of slot covers and Folding Net.

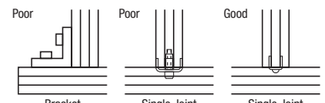

Size Specification

When putting expanded metal Folding Nets into grooves in aluminum Extrusions whose outer dimension is W x H, the dimension of the metal mesh A x B can be calculated by the following equation.

A = W - (frame width - groove depth) x 2 - 2

B = H - frame width x 1.5 + groove depth x 2 - 2

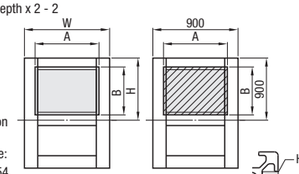

Ex.) In the case where outer dimension is W (900) x H (900)

– For slot width 8, 30 square type:
A = 900 - (30 - 8) x 2 - 2 = 854
B = 900 - 30 x 1.5 + 8 x 2 - 2 = 869

– For slot width 10, 40 square type:
A = 900 - (40 - 11.5) x 2 - 2 = 841
B = 900 - 40 x 1.5 + 11.5 x 2 - 2 = 861

– For slot width 10, 45 square type:
A = 900 - (45 - 12) x 2 - 2 = 832
B = 900 - 45 x 1.5 + 11.5 x 2 - 2 = 853.5
= 853

Groove depth when slot cover is installed

Series	t
30	8
40	11.5
45	12