


Latch Magnets / Ball Catch Sets

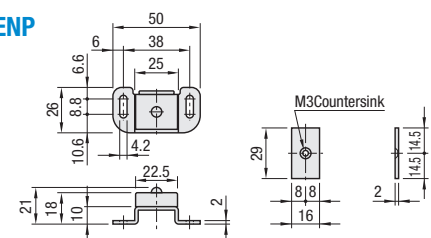
For Panels

Accessories for Aluminum Extrusions

Latch Magnets for Panel Fitting



RoHS 10



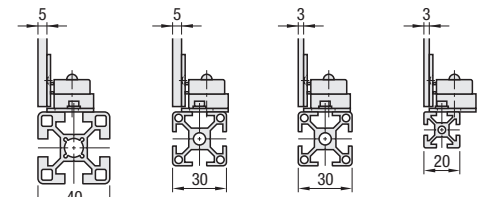
Name of Parts	Material	Surface Treatment
Housing	304 Stainless Steel	Dark Brown Paint
Magnet	Ferrite	—
Plate	Low Carbon Steel	Trivalent Chromate

Part Number Example

Part Number: **HMENP**


Part Number	Retention Force (kgf)	Mass (g)
HMENP	2.8	39

Application Example



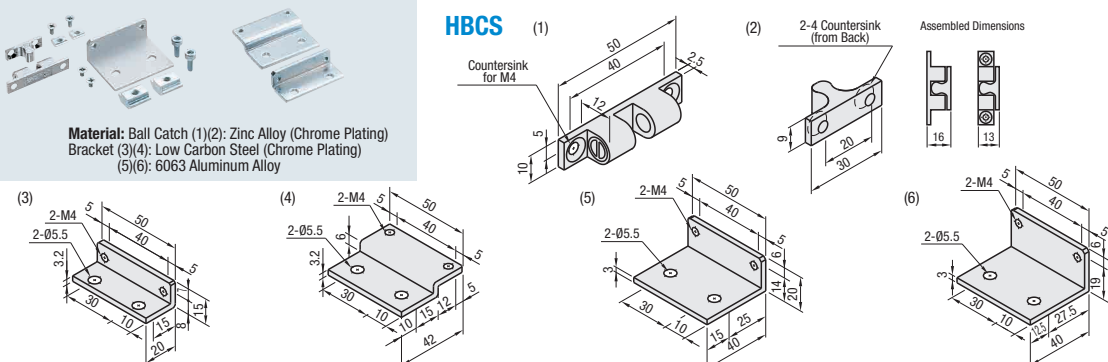
When mounting 5mm thick panel to 40 square
 When mounting 5mm thick panel to 30 square
 When mounting 3mm thick panel to 30 square
 When mounting 3mm thick panel to 20 square

Ball Latch Sets



Material: Ball Catch (1)(2): Zinc Alloy (Chrome Plating)
 Bracket (3)(4): Low Carbon Steel (Chrome Plating)
 (5)(6): 6063 Aluminum Alloy

RoHS 10

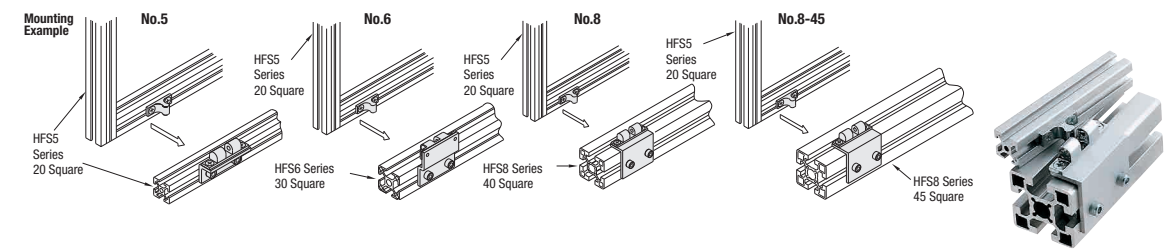


Part Number	Type	No.	Components											Push Force	Pull Force	
			Ball Catch Side				For Extrusion Fitting			Door Side						
HBCS	5	(1)	Ball Catch	Quantity	Quantity	Quantity	Quantity	Quantity	Quantity	Quantity	Quantity	Quantity	Quantity	Quantity	Quantity	Quantity
	6	(1)	Ball Catch	2	2	2	2	2	2	2	2	2	2	2	2	2
	8	(1)	Ball Catch	2	2	2	2	2	2	2	2	2	2	2	2	2
	8-45	(1)	Ball Catch	2	2	2	2	2	2	2	2	2	2	2	2	2

Part Number Example

Part Number: **HBCS6**

Application Example



Mounting Example: No.5, No.6, No.8, No.8-45


HFS5 Series 20 Square, HFS6 Series 30 Square, HFS8 Series 40 Square, HFS8 Series 45 Square

Latch Sets / Slide Bolt Sets

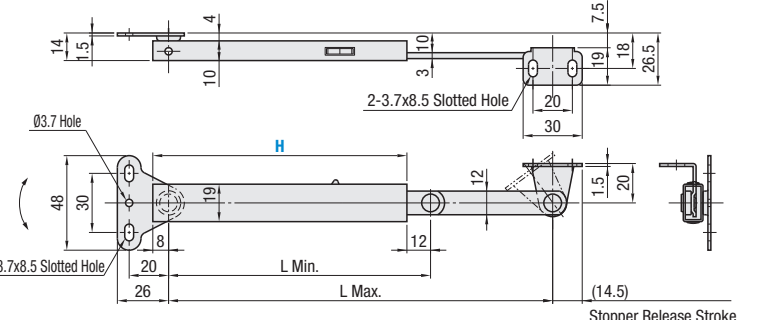
For Extrusions / For Aluminum Extrusions

Accessories for Aluminum Extrusions

Latch Sets for Extrusions



RoHS 10



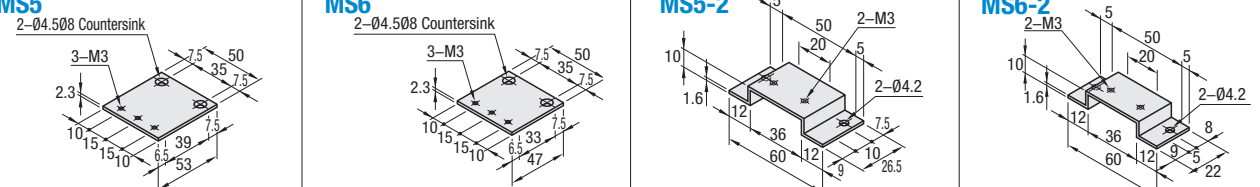
Parts	Material	Surface Treatment
Stay	304 Stainless Steel	Brushed Finish
Mounting Plate	Low Carbon Steel	Trivalent Chromate

MS5
2-04.508 Countersink

MS6
2-04.508 Countersink

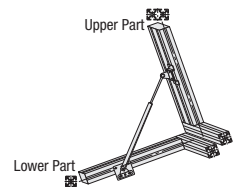
MS5-2
2-M3, 2-04.2

MS6-2
2-M3, 2-04.2



Mounting Example STYF Stays can be attached aluminum extrusions by using brackets.


Upper Part	Lower Part
STYSF5 HFS5-2040	STYSF6 HFS6-3060
HFS5-2020	HFS6-3030



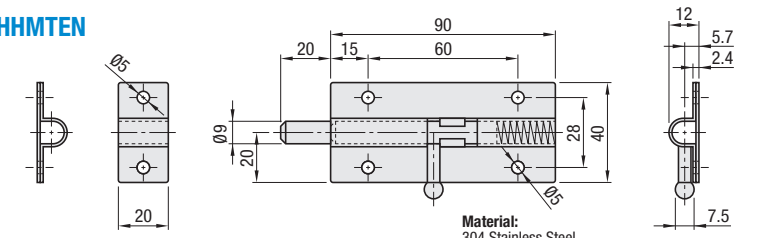
Part Number	Type	No.	H	Extrusion Side											Door Side				
				Min. Length L Min	Max. Length L Max	Max. Retainable Load N (kgf) / pc.	Installation Plate	Mounting Screw	Quantity	Screw	Quantity	Nut	Quantity	Installation Plate	Mounting Screw	Quantity	Nut	Quantity	
STYSF	5	129	133	195	147 (15)	MS5	SHFBS4-6	2	SCB3-6	3	HNTT5-4	2	MS5-2	SCB4-6	2	SCB3-6	2	HNTT5-4	2
		166	170	270		MS5	SHFBS4-6	2	SCB3-6		HNTT5-4		MS5-2	SCB4-6		SCB3-6		HNTT5-4	
	6	129	133	195		MS6	SHFBS4-8	2	SCB3-6	3	HNTT6-4	2	MS6-2	SCB4-8	2	SCB3-6	2	HNTT6-4	2
		166	170	270		MS6	SHFBS4-8	2	SCB3-6		HNTT6-4		MS6-2	SCB4-8		SCB3-6		HNTT6-4	

Mounting brackets are the same for different length latches. Brackets will differ for different frames.

Slide Bolt Sets for Aluminum Extrusions



RoHS 10

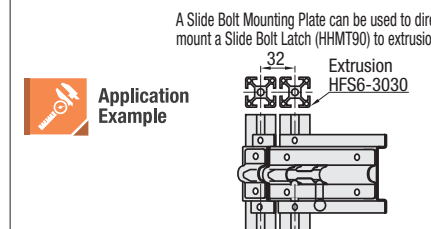


Material: 304 Stainless Steel

HM1
Material: Low Carbon Steel
Surface Treatment: Trivalent Chromate

HM2
Material: Low Carbon Steel
Surface Treatment: Trivalent Chromate

Application Example



A Slide Bolt Mounting Plate can be used to directly mount a Slide Bolt Latch (HHMT90) to extrusions.

Part Number	Type	No.	Extrusion Side											Door Side			
			Slide Bolt	Installation Plate	Mounting Screw	Quantity	Nut	Quantity	Installation Plate	Mounting Screw	Quantity	Nut	Quantity				
HHMTEN	6	HHMT90	HM1	SCB4-8	4	HNTT6-4	2	HM2	SCB4-8	6	HNTT6-4	2					

Part Number Example

Part Number: **STYSF6**
 Part Number: **HHMTEN6**
 Part Number: **129**