Casters for Aluminum Extrusions

Double Wheels Swivel / Screw Fitting

Casters for Aluminum Extrusions – Double Wheels Swivel

RoHS10

Type	Body		Wheel	Bearing	
	Material	Surface Treatment	Material (Color)	Swiveling Part	Wheel Part
HCHA, HCHAS	Nylon	—	Nylon	—	—

The "r" indicates the swivel radius of the wheel and turning radius of the pedal.

HCHA (8-40, 8-60, 8-100, 12-60, 12-100, 12-150, 16-150, 16-170)

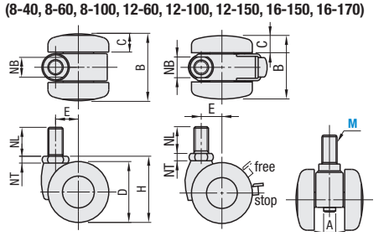

HCHAS (8-40, 8-60, 8-100, 12-60, 12-100, 12-150, 16-150, 16-170)

HCHA (8-20, 8-30, 12-20, 12-30)

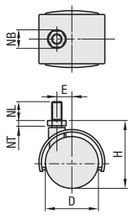

HCHAS (8-20, 8-30, 12-20, 12-30)

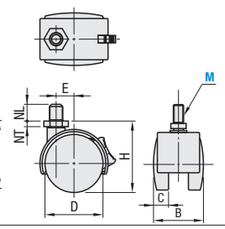

Part Number		Allowable Load		D	H	A	B	C	E	NB	NT	NL
Type	M (Coarse)	W (kgf)	W (N)									
HCHA HCHAS With Stopper	8	20*	196	40	50	—	41	13	15	13	4	15
		30*	294	50	60		45	14	18			
		40	396	40	43.5	7	44	12	15	14	4.5	12
		60	594	50	57.5	8	49	14	17	17	6	14
		100	990	60	68.5							
	12	20*	196	40	50	—	41	13	15	19	4	15
		30*	294	50	60		45	14	18			
		60	594	50	57.5	8	49	14	17	17	6	14
		100	990	60	68.5							22
		150	1485		69	10	59	17.5		22	8	
	16	150										25
		170	1683	75	84.5		64	18.5	20			

Part Number Example: Part Number - W → HCHA12 - 100

MountingTurn the hex screw head at the lower part of wheel, (the part shown with A) then the upper thread part of screw will turn. Tighten by the flats shown as NB.For * marked types, install and tighten the NB part with a wrench.

Casters for Aluminum Extrusions – Screw Fitting

RoHS10

HSGN Swivel Screwed Fitting

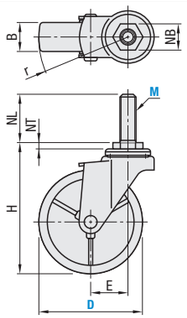

HSGNS Swivel Screwed Fitting + with Stopper

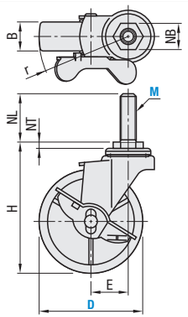

Body		Wheel	Bearing	
Material	Surface Treatment	Material (Color)	Swiveling Part	Wheel Part
Low Carbon Steel	Trivalent Chromate	Synthetic Rubber (Black) / Urethane (Brown) / Nylon (White)	Provided	Not Provided

Body Type	Part Number		M (Coarse)	Wheel Material	H	Wheel Width B				e	NB	NT	NL	r	Allowable Load (N)				Mass (g)				Available Types			
	Type	D				R	U	N	E						R	U	N	E	R	U	N	E	R	U	N	E
Swivel Screwed Fitting Type	HSGN	50	8	R Rubber U Urethane N Nylon E Elastomer	68	20	21	21	20	22	14	4.8	14	47	300	380	400	250	195	175	165	155	•	•	•	—
			12																		165					•
		65	12		85	21	21	21	21	23	19		35	56		400		300	270	220	210	190	•	•	•	•
		75	12		95					27				65	400	450	500		310	240	225	210	•	•	•	•
		100	12		126	25	28	25	27	31	21	4		82	500	600	600	500	585	435	405	400	•	•	•	•
			16								23		40													
Swivel Screwed Fitting Stopper Type	HSGNS	50	8		68	20	21	21	20	22	14	4.8	14	49	300	380	400	250	220	200	190	175	•	•	•	—
			12																							•
		65	12		85	21	21	21	21	23	19		35	57	300	400		300	305	255	235	215	•	•	•	•
		75	12		95					27				65	400	450	500		340	275	250	240	•	•	•	•
		100	12		126	25	28	25	27	31	21	4		82	500	600	600	500	650	620	585	460	•	•	•	•
			16								23		40													

Part Number Example: Part Number - M - Wheel Material → HSGN75 - 12 - U

Casters for Aluminum Extrusions / Side Mount Caster Brackets / Foot Mount Brackets

Casters for Aluminum Extrusions – Threaded

RoHS10

Caster		Wheel	Bearing	
Material	Surface Treatment	Material (Color)	Swiveling Part	Wheel Part
Low Carbon Steel	Trivalent Chromate	Synthetic Rubber (Black)	Provided	Provided

HSMA

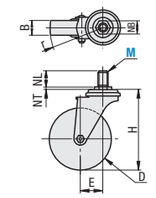

HSMAS

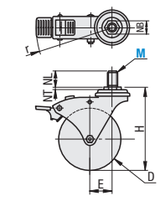

Body Type	Part Number		M (Coarse)	Allowable Load W (kgf)	W (N)	D	H	B	E	NB	NT	NL	r	Mass (g)
	Type													
Swivel	HSMA		12	60	594	75	106	25	30	23	4	25	72	500
			16	70	695	100	138		35				89	700
Swivel with Stopper Type	HSMAS		12	60	594	75	106	25	30	23	4	25	105	640
			16	70	695	100	138		35				128	950

Part Number Example: Part Number - W → HSMA16 - 70

Side Mount Caster Brackets

RoHS10

For the Mounting Hole Specified Type, refer to P.3146

CPHAL

No. 10, 12

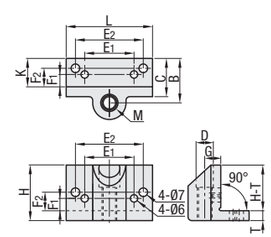

No. 12A

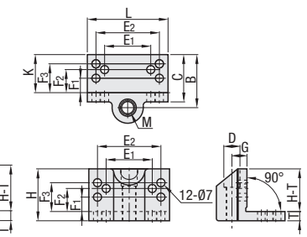

No. 16

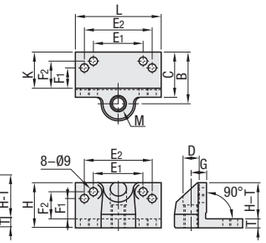

Material: ADC12 Aluminum Alloy Cast Surface Treatment: Baked Finish (Silver)

Part Number		Extrusions	M (Coarse)	H	L	B	K	C	T	D	G	Mounting Hole Dimension					Mass (g)
Type	No.											E_1	E_2	F_1	F_2	F_3	
CPHAL	10	20 / 30 Square	10	45	70	36	23	31	8	14	13	40	55	10	15	—	135
	12		12														
	12A	25 / 40 / 50 Square				46	33	41						12.5	20	25	165
	16	45 / 60 Square	16	50	95	57	40	50	10	20	17	55	75	22.5	30	—	285

Part Number Example: Part Number → CPHAL10

Application Example

Mounting of Casters

Mounting of Leveling Pads

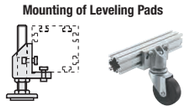

Foot Mount Brackets



RoHS10

HPLAT

No.5

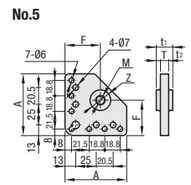

No.6

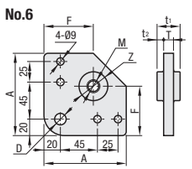

No.8

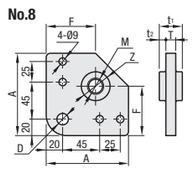

Material: Aluminum Casting Alloy 383.0

Part Number		Extrusions	A	T	M	Z	D	F	t_1	t_2	Mass (g)
Type	No.										
HPLAT	5	20 / 30 Square	75	10	12	25	—	43	20	5	120
	6	40 Square	100	12	16	35	14	60	28	8	281
	8				20						273

Part Number Example: Part Number → HPLAT6