Blind Joint Components

Pre-Assembly Insertion Double Joint Kits

Features: Two screws are used for connecting. Can be used to extend extrusions as well as mounting to plates. A joint type superior in mounting flexibility.

Pre-Assembly Insertion Standard Double Joint Kit

Products shown in the picture come by ordering quantity 1.

Pre-Assembly Insertion Double Joint Kit with Offset Nut

Products shown in the picture come by ordering quantity 1.

(Ref.) Corner section when using this joint

RoHS10

HDJSN

(1) Pre-Assembly Insertion Double Joints

HDJFSN

316 Stainless Steel / Sintering

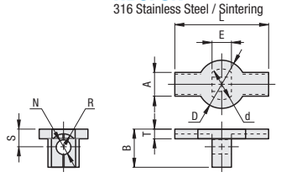

(2) Pre-Assembly Insertion Nut

HNTTSN

(316 Stainless Steel / Sintering)
Electrically conductive

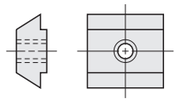

HDJHSN

Offset Nut Type

(1) Pre-Assembly Insertion Double Joint

HDJFSN

316 Stainless Steel / Sintering

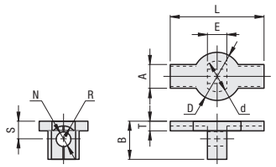

(2) Pre-Assembly Insertion Eccentric Nut

316 Stainless

Steel / Sintering
Electrically conductive

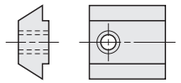

Pre-Assembly Insertion Double Joints	Part Number		Usable in any direction	Usable in the short length direction	Usable in the long length direction	Usable in the direction where there is no flat surface at the connecting part
HDJSN6 HDJHSN6 HDJFSN6	HFS6 GFS6 CAF6 HFSY6	3030	•	—	—	—
		3060	•	—	—	—
		3090	•	—	—	—
		30120	—	•	—	—
		5050	•	—	—	—
		50100	•	—	—	—
		100100	•	—	—	—
		6060	•	—	—	—
		6090	•	—	—	—
		60120	—	•	—	—
	HFSF6	3030	—	—	—	•
		3060	—	—	•	•
		5050	—	—	—	•
		6060	—	—	—	•
	HFSH6	3030	—	—	—	•
		3060	—	—	•	•
	HFSL6	3030	•	—	—	—
		3060	•	—	—	—
	HFSG6	6060	•	—	—	—
	HFSB6	3030	•	—	—	—
		3060	•	—	—	—
		3090	•	—	—	—
		30120	•	—	—	—
		5050	•	—	—	—
		6060	•	—	—	—
	HFSFB6	3030	—	—	—	•
	HFSLB6	3030	•	—	—	—
		3060	•	—	—	—
HDJSN8 HDJHSN8 HDJFSN8	HFS8 GFS8 CAF8 HFSY8	4040	•	—	—	—
		4080	•	—	—	—
		40120	—	•	—	—
		40160	—	•	—	—
		8080	•	—	—	—
		80160	—	•	—	—
	HFSH8	8080	•	—	—	—
	HFSF8 GFSF8	4040	—	—	—	•
		4080	—	—	•	•
		8080	—	—	—	•
	HFSH8	4040	—	—	—	•
		4080	—	—	•	•
	HFSL8	4040	•	—	—	—
		4080	•	—	—	—
	HFSB8	4040	•	—	—	—
		4080	•	—	—	—
		40120	—	•	—	—
		40160	—	•	—	—
		8080	•	—	—	—
		80160	—	•	—	—
	HFSFB8	4040	—	—	—	•
	HFSLB8	4040	•	—	—	—
		4080	•	—	—	—
HDJSN8-45 HDJHSN8-45 HDJFSN8-45	HFS8 GFS8	4545	•	—	—	—
		4590	•	—	—	—
		45180	—	•	—	—
		5050	•	—	—	—
		50100	•	—	—	—
		6060	•	—	—	—
		9090	•	—	—	—
		90180	—	•	—	—
	HFSF8 GFSF8	4545	—	—	—	•
		4590	—	—	•	•
		5050	—	—	—	•
		6060	—	—	—	•
	HFSH8	4545	—	—	—	•
	HFSL8	4545	•	—	—	—
		4590	•	—	—	—
	HFSLF8	4545	—	—	—	•
	HFSB8	4545	•	—	—	—
		4590	•	—	—	—
		5050	•	—	—	—
		50100	•	—	—	—
		9090	•	—	—	—
		90180	—	•	—	—
	HFSFB8	4545	—	—	—	•

Not applicable to extrusions not listed above.

Pre-Assembly Insertion Double Joint Kit

Type	Part Number: Type	Part Number: No.	(1) Pre-Assembly Insertion Double Joint (2 pcs.) 316 Stainless Steel	(2) Pre-Assembly Insertion Nut (2 pcs.) 316 Stainless Steel	(3) Hex Socket Head Cap Screw (2 pcs.) 304 Stainless Steel
Standard Type	HDJSN 316 Stainless Steel / Sintering	6	HDJFSN6	HNTTSN6-5	SCB5-25
		8	HDJFSN8	HNTTSN8-6	SCB6-35
		8-45	HDJFSN8-45		
Offset Nut Type	HDJHSN 316 Stainless Steel / Sintering	6	HDJFSN6	HNTHSN6	SCB5-25
		8	HDJFSN8	HNTHSN8	SCB6-35
		8-45	HDJFSN8-45		

(1) Pre-Assembly Insertion Double Joint Single Item

Part Number: Type	Part Number: No.	L	A	B	E	T	S	N	R	d	D
HDJFSN (One set contains 2 pcs.)	6	29	7.9	12	7.3	1.9	4.7	5	4.25	10.9	16.5
	8	39	9.9	16	8	4	7.5	6	5.5	12.9	20
	8-45	44			11.2	4.5	8			14.9	

! One set is required to connect one place. ! One set contains 2 pcs.

Pre Assy. Insertion Double – Nuts for Joints

RoHS10

HDJRN

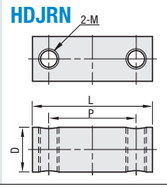

Material: 304 Stainless Steel

Part Number: Type	Part Number: No.	D	L	P	M	Mass (g)
HDJRN	6	11	29.8	20.6	5	43
	8	13	39.8	25	6	52
	8-45	15	44.8	29		56

Part Number: Type	Part Number: No.	Applicable: Applicable Extrusion	Applicable: Pre-Assembly Insertion Double Joints	Applicable: Screw
HDJRN	6	HFS6-3030	HDJFSN6	CBM5-40
	8	HFS8-4040	HDJFSN8	CBM6-50
	8-45	HFS8-4545	HDJFSN8-45	CBM6-50

Part Number Example

Part Number
HDJSN8-45
HDJRN6

Application Example

Example of Extrusion Connection

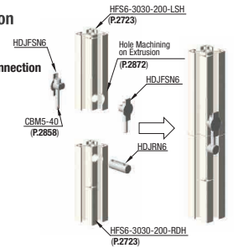

Example of Mounting to an Extrusion from the Bottom

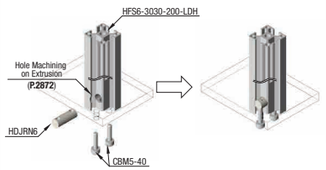

Example of Connection with Bent Extrusions

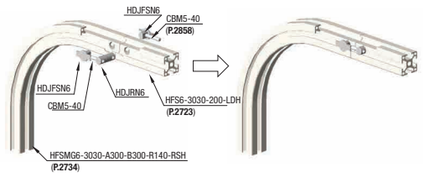

Blind Joint Components

Pre-Assembly Insertion Double Joint Kits, *continued*

Application Example

Pre-Assembly Insertion Double Joint Connection (Connect the extrusion at the center.)

Step	Drawing	Front View	Side View	Sketch
1		②	Extrusion (A)	②HNTTSN6-5 Extrusion (A) HFS6-3030-1000 ① Pre-insert the pre-assembly insertion nuts into the extrusion (A).
2			③SCB5-25 Extrusion (B)	S Type Hole Insert screw ③ into the extrusion (B) with S hole. Put the screw head through the S hole, then move the screw along the slot until the screw tip aligns with S hole.
3				Extrusion (B) ①HDJFSN6 Insert Pre-Assembly Double Joint ① into the extrusion (B) where the screws were inserted.
4				(Image of inside of the slot) Extrusion (B) Put the screw through the hole of the Pre-Assembly Double Joint in the slot of the extrusion.
5				Extrusion (B) HFS6-3030-800-LSH Extrusion (A) Extrusion (A) Place the extrusion (B) on the extrusion, then slide the pre-assembly insertion nut and screw from both sides and connect them to the double joint ①.
6				Tighten with a hex wrench while adjusting the position.

How to Use Pre-Assembly Insertion Double Joint Connection at the Corner

If HNTHSN6 is used instead of ② HNTTSN6-5, Pre-Assembly Insertion Double Joint can be used at the corner of the extrusion.

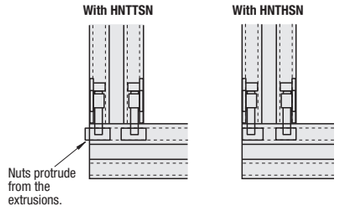

– Pre-Assembly Insertion Double Joint Kits / Offset Nut Type
It is used when installing brackets with angle, truss brackets and angled extrusions.

– The allowable load is the same level as when the bracket is used.

Example of mounting an extrusion on a plate.

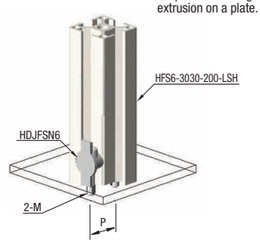

Part Number: Type	Part Number: No.	Extrusion Used	M	P
HDJFSN	6	HFS6-3030	5	20.6
		HFS6-5050		40.6
		HFS6-6060		50.6
	8	HFS8-4040	6	25
		HFS8-8080		65
	8-45	HFS8-4545		29
		HFS8-5050		34
		HFS8-6060		44
		HFS8-9090		74

! Same shape of different surface treatment or material can be also used.