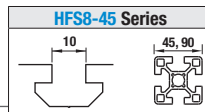


Extruded Brackets (For 1 Slot)

Slot Type: HFS8-45 Series (Aluminum Extrusions 45, 90 mm Square)



Thick Brackets

HBLTSW8

| Type | Material | Surface Treatment |
|---------|---------------------------|-------------------|
| HBLTSW8 | A6N01SS-T5 Aluminum Alloy | Anodize |

| Part Number | Mass (g) | Applicable Screw / T Nut | | | | Allowable Load (N) |
|-------------|----------|--------------------------|----------|---------|----------|--------------------|
| | | Screw | Quantity | T Nut | Quantity | |
| HBLTSW8 | 113 | CBM8-20 | 4 | HNTT8-8 | 4 | 3087 |

Features: Brackets with twice as many screws. Extrusions can be connected more securely.

Triangle Brackets

HBLDSWT8-45

| Type | Material | Surface Treatment |
|-------------|---------------------------|-------------------|
| HBLDSWT8-45 | A6N01SS-T5 Aluminum Alloy | Anodize |

| Part Number | Mass (g) | Applicable Screw / T Nut | | | | Allowable Load (N) |
|-------------|----------|--------------------------|----------|---------|----------|--------------------|
| | | Screw | Quantity | T Nut | Quantity | |
| HBLDSWT8-45 | 235 | CBM8-15 | 4 | HNTT8-8 | 4 | 3087 |

Features: Brackets to connect 45, 30 square Extrusions.

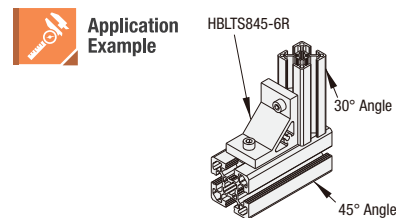
Assembly Brackets for Different Extrusion Sizes

HBLTS845-6L
HBLTS845-6R

| Type | Material | Surface Treatment |
|----------------------------|---------------------------|-------------------|
| HBLTS845-6L HBLTS845-6R | A6N01SS-T5 Aluminum Alloy | Anodize |

| Part Number | Mass (g) | Applicable Screw / T Nut | | | | Allowable Load (N) |
|-------------|----------|--------------------------|----------|---------|----------|--------------------|
| | | Screw | Quantity | T Nut | Quantity | |
| HBLTS845-6L | 78 | CBM8-20 | 1 | HNTT8-6 | 1 | — |
| HBLTS845-6R | | CBM8-15 | | HNTT6-6 | | |
| HBLTS845-6L | | CBM8-20 | | HNTT8-6 | | |
| HBLTS845-6R | | CBM8-15 | | HNTT6-6 | | |

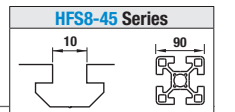
Part Number Example
Part Number: HBLDSWT8



Part Number Alterations
Part Number: HBLDSWT8 - (C, SET, SST, SEU, SSU, SEP, SSP, SEC) SET

Extruded Brackets (For 2 or More Slots)

Slot Type: HFS8-45 Series (Aluminum Extrusions 90 mm Square)



Thick Brackets

NBLTD8-45
HBLTD8-45

Ⓢ Both sides and screw holes of NBLTD8-45 is not anodized.

| Type | Material | Surface Treatment |
|-----------|---------------------------|-------------------|
| NBLTD8-45 | 6063-T5 Aluminum Alloy | Anodize Ⓢ |
| HBLTD8-45 | A6N01SS-T5 Aluminum Alloy | |

| Part Number | Mass (g) | Applicable Screw / T Nut | | | | Allowable Load (N) |
|-------------|----------|--------------------------|----------|---------|----------|--------------------|
| | | Screw | Quantity | T Nut | Quantity | |
| NBLTD8-45 | 163 | CBM8-20 | 4 | HNTT8-8 | 4 | 2940 |
| HBLTD8-45 | | | | | | |

Ultra Thick Brackets

HBLUD8-45

| Type | Material | Surface Treatment |
|-----------|---------------------------|-------------------|
| HBLUD8-45 | A6N01SS-T5 Aluminum Alloy | Anodize |

| Part Number | Mass (g) | Applicable Screw / T Nut | | | | Allowable Load (N) |
|-------------|----------|--------------------------|----------|---------|----------|--------------------|
| | | Screw | Quantity | T Nut | Quantity | |
| HBLUD8-45 | 387 | CBM8-25 | 4 | HNTT8-8 | 4 | 3920 |

Thick Brackets
HBLTDW8-45

Ultra Thick Brackets
HBLUDW8-45

| Type | Material | Surface Treatment |
|--------------------------|---------------------------|-------------------|
| HBLTDW8-45 HBLUDW8-45 | A6N01SS-T5 Aluminum Alloy | Anodize |

| Part Number | Mass (g) | Applicable Screw / T Nut | | | | Allowable Load (N) |
|-------------|----------|--------------------------|------|---------|------|--------------------|
| | | Screw | Qty. | T Nut | Qty. | |
| HBLTDW8-45 | 287 | CBM8-20 | 8 | HNTT8-8 | 8 | 4410 |
| HBLUDW8-45 | 359 | CBM8-15 CBM8-25 | 4 | | | 5586 |

Part Number Example
Part Number: HBLTD8-45

Part Number Alterations
Part Number: HBLTD8-45 - (C / SET / SST / SEU / SSU / SEP / SSP / SEC) SET

| Alterations | Code | Spec. | Applicable Brackets |
|--------------------------|------|---|---------------------|
| Mounting Holes for Cover | C | Adds a tap for a bracket for cover mounting. (M5 on Both Sides) (Mounting screw P2861 HCBM) | HBLTD8-45 |
| | | | HBLUD8-45 |
| | | | HBLTDW8-45 |
| | | | HBLUDW8-45 |

| Alterations | Code | Spec. | Applicable Brackets |
|------------------------------|---------|--|---------------------|
| Applicable Screws & Nuts Set | SET | Supplies a set of applicable screws and nuts for fixing the bracket to an extrusion. (Adds to the bracket price) | NBLTD8-45 |
| | SST | | |
| | SEU | | HBLTD8-45 |
| | SSU | | |
| | SEP | | HBLUD8-45 |
| | SSP | | |
| | SEC | | HBLTDW8-45 |
| | SCB8-20 | | |
| | SCB8-25 | | HBLUDW8-45 |
| | SCB8-24 | | |

Ⓢ When specifying other than HBLTD8-45, check for the applicable screws and nuts.

Ⓢ Screws for black anodized parts are HCBMTB (Trivalent Chromate Black) on P2858.
Ⓢ Not RoHS compliant when -SET, -SEU or -SEP other than black anodized parts is specified.