


Aluminum Extrusions (HFS8-45 Series)

45, 90 mm Square – 1 Slot

HFS8-45 Series		Fixing Parts			Others	
Brackets	Nuts	Joints	Extrusion End Caps	Alteration		
P.2816-2830	P.2831-2838	P.2842-2857	P.2839-2841	P.2862-2863		

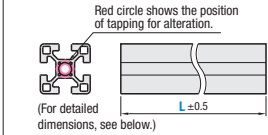
Features: Standard caps for protecting frame end faces. Alterations are not required. When the cap is hard to insert, tap with a wooden or plastic hammer.



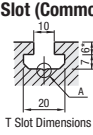
RoHS10

Type	Material	Surface Treatment
GNFS8	KGFS8	Clear Anodize
GFS8	KGFS8	
HFS8 HFSL8	KHFS8 KHFSL8	
HFSB8	KHFSB8	Black Anodize
CAF8	—	Clear Coating (Clear Anodize+ Clear Painting)

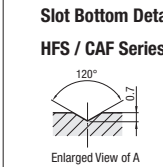
ⓘ Cut surface and altered parts are not surface treated.



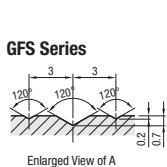
Red circle shows the position of tapping for alteration.
(For detailed dimensions, see below.)



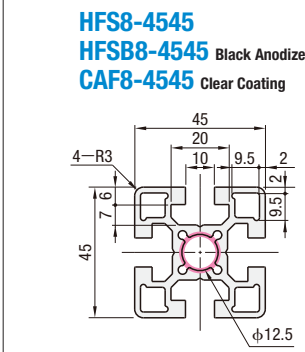
T Slot Dimensions
*5.5 for Light Type (HFSL, HFSLF, HFSLT).



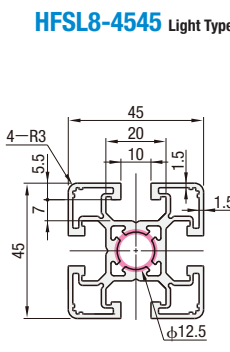
Slot Bottom Details
HFS / CAF Series



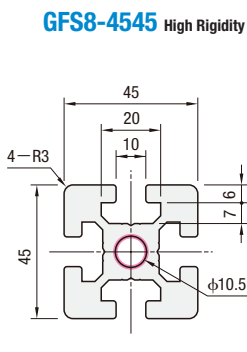
Slot Bottom Details
GFS Series



HFS8-4545
HFSB8-4545 Black Anodize
CAF8-4545 Clear Coating



HFSL8-4545 Light Type



GFS8-4545 High Rigidity

ⓘ For Slot Covers for HFSL8-4545, use HSCA8. (Refer to P.2903)

Configurable Length Extrusions

Part Number	L 0.5 mm Increment	Mass kg/m	Sectional Area mm²	Cross Sectional Moment of Inertia mm⁴	
				ℓx	ℓy
HFS8 HFSB8 Black Anodize CAF8 Clear Coating HFSL8 Light Type GFS8 High Rigidity		2.1 1.7 3.16	777 628 1171	15.13 x 10⁴ 11.73 x 10⁴ 23.64 x 10⁴	15.13 x 10⁴ 11.73 x 10⁴ 23.64 x 10⁴

Fixed Length Extrusion (Effective Length 4,000 mm, 1,000 mm)

ⓘ Part numbers beginning with the character "K" indicate Fixed Length Extrusion.

Part Number	L mm	Sectional Area mm²	Cross Sectional Moment of Inertia mm⁴	
			ℓx	ℓy
KHFS8 KHFSB8 Black Anodize KCAF8 Clear Coating KHFSL8 Light Type KGFS8 High Rigidity		777 628 1171	15.13 x 10⁴ 11.73 x 10⁴ 23.64 x 10⁴	15.13 x 10⁴ 11.73 x 10⁴ 23.64 x 10⁴

Part Number Example

Part Number

-

L

HFS8-4545

-

800

KHFS8-4545


-

4000

Aluminum Extrusions (HFS8-45 Series)

45, 90 mm Square – 1 Slot

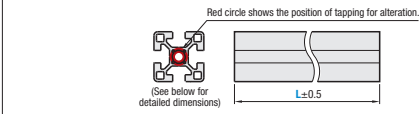
HFS8-45 Series		Fixing Parts			Others	
Brackets	Nuts	Joints	Extrusion End Caps	Alteration		
P.2816-2830	P.2831-2838	P.2842-2857	P.2839-2841	P.2862-2863		



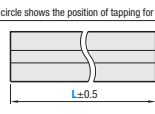
RoHS10

Type		Material	Surface Treatment
Configurable Length	Fixed Length	A6061SS-T6 Equivalent	Clear Anodize
GFSF8 HFSF8 HFSLF8 HFSFB8	KGFSF8 KHFSF8 KHFSLF8 KHFSFB8		
		A6N01SS-T5 Aluminum Alloy	Black Anodize

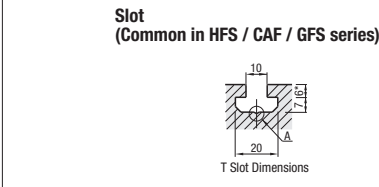
ⓘ Cut surface and altered parts are not surface treated.




Red circle shows the position of tapping for alteration.
(See below for detailed dimensions)



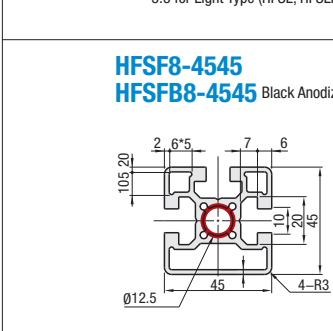
T Slot Dimensions



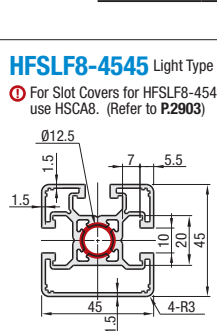
Slot Bottom Details
(HFS / CAF Series)



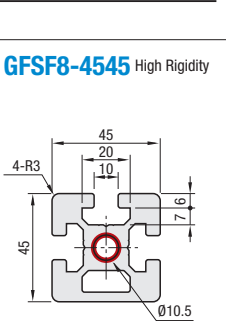
Slot Bottom Details
(GFS Series)



HFSF8-4545
HFSFB8-4545 Black Anodize



HFSLF8-4545 Light Type
ⓘ For Slot Covers for HFSLF8-4545, use HSCA8. (Refer to P.2903)



GFSF8-4545 High Rigidity

Configurable Length Extrusions

Part Number	L 0.5 mm Increment	Mass kg/m	Sectional Area mm²	Cross Sectional Moment of Inertia mm⁴	
				ℓx	ℓy
HFSF8 HFSFB8 Black Anodize HFSLF8 Light Type GFSF8 High Rigidity	4545	1.97 1.60 3.16	730 590 1172	13.88 x 10⁴ 10.88 x 10⁴ 24.54 x 10⁴	14.58 x 10⁴ 11.33 x 10⁴ 23.36 x 10⁴

Fixed Length Extrusion (Effective Length 4,000 mm, 1,000 mm)

ⓘ Part numbers beginning with the character "K" indicate Fixed Length Extrusion.

Part Number	L mm	Sectional Area mm²	Cross Sectional Moment of Inertia mm⁴	
			ℓx	ℓy
KHFSF8 KHFSFB8 Black Anodize KHFSLF8 Light Type KGFSF8 High Rigidity	4545	730 590 1172	13.88 x 10⁴ 10.88 x 10⁴ 24.54 x 10⁴	14.58 x 10⁴ 11.33 x 10⁴ 23.36 x 10⁴

Part Number Example

Part Number

-

L

HFSF8-4545

-

800

KHFSF8-4545

-

4000