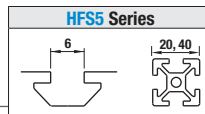


# Angled Brackets

Slot Type: HFS5 Series (Aluminum Extrusions 20, 25, 40 mm Square)



Features: Extended Brackets to connect extrusions at angles.

**Angled Brackets**

Type	Material	Surface Treatment
HBL45T_5	AGN01SS-T5 Aluminum Alloy	Clear Anodize
HBL135T_5	AGN01SS-T5 Aluminum Alloy	Clear Anodize

**HBL45TS5**

**HBL45TD5**

**HBL135TS5**

Counterbore for 2-M5 (When specifying alteration Z5)

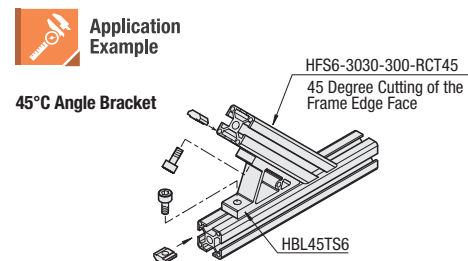
**HBL135TD5**

Counterbore for 4-M5 (When specifying alteration Z5)

Part Number	Mass (g)	Applicable Screw / T Nut			Allowable Load (N)	
		Screw	Qty.	T Nut		
HBL45TS5	41	CBM5-14	2	HNNT5-5	2	833
HBL45TD5	100		4		4	1470
HBL135TS5	48		2		2	833
HBL135TD5	118		4		4	1470

**Part Number Example**

Part Number: **HBL45TS5**



**Part Number Alterations**

Part Number: **HBL45TS5** - (C / SET / SST / SEU / SSU / SEP / SSP / Z5)

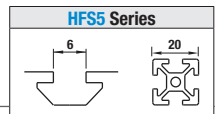
Alteration: **SET**

Alterations	Code	Spec.	Applicable Brackets
Mounting Holes Alteration for Cover	<b>C</b>	Adds taps on a bracket for cover mounting. (M5 on Both Sides, Depth 15 mm) (Mounting screw P.2861 HCBM)	HBL45TS5 HBL135TS5
Applicable Screw	<b>SET</b> (Stainless Steel)	Applicable screws and nuts for fixing the bracket to an extrusion come in a set. (Adds to the bracket price.) (Ex.) When HBL45TS5 is specified, Code    Screws    Nuts SET    CBM5-14    HNNT5-5 SST    SCB5-14    HNNTBS5-5 SEU    CBM5-14    HNTU5-5 SSU    SCB5-14    SHNTU5-5 SEP    CBM5-14    HNTP5-5 SSP    SCB5-14    SHNTP5-5	HBL45TS5
	<b>SST</b> (Pre-Assy. Insertion Spring Nuts)		HBL45TD5
	<b>SEU</b> (Pre-Assy. Insertion Spring Nuts Stainless Steel)		HBL135TS5
	<b>SSU</b> (Post-Assy. Insertion Spring Nuts)		HBL135TD5
	<b>SEP</b> (Post-Assy. Insertion Spring Nuts Stainless Steel)		
135° Bracket Counterboring	<b>Z5</b>	135° Bracket Adds to counterbored holes on HBL135T_5. (Applicable Screw M5)	HBL135TS5 HBL135TD5

⊗ Not RoHS compliant when -SET, -SEU or -SEP other than black anodized parts is specified.

# Corner Bracket Set / Corner Blind Brackets

Slot Type: HFS5 Series (Aluminum Extrusions 20, 25, 40 mm Square)



Features: Corner Bracket can connect extrusions in 2 and 3-ways.

**Corner Bracket Set**

Type	Material	Surface Treatment
HBLCS5	(1) Aluminum Casting Alloy ADC12 (2) Polyamide	-
HBLCR5	(1) AG40A Zinc Alloy (2) Polyamide	
HBLCD5	(1) CF-8 Stainless Steel Cast (2) Polyamide	

Two-Way Type **HBLCS5-B** (Cap: Black)

(1) (Front Side) (Back Side) 19, 18, 19, 2-Ø10, 3-Ø5.1

(2) Cap for Corner Brackets

(Included: Low Head Cap Screws 2 pcs.)

Three-Way Type **HBLCR5-B** (Cap: Black)  
**HBLCR5-S** (Cap: Gray)

(Included: Button Head Cap Screws 3 pcs.)

⊗ As HBLCR5- is zinc die cast, keep under 100°C.

**HBLCD5-S** (Cap: Gray)

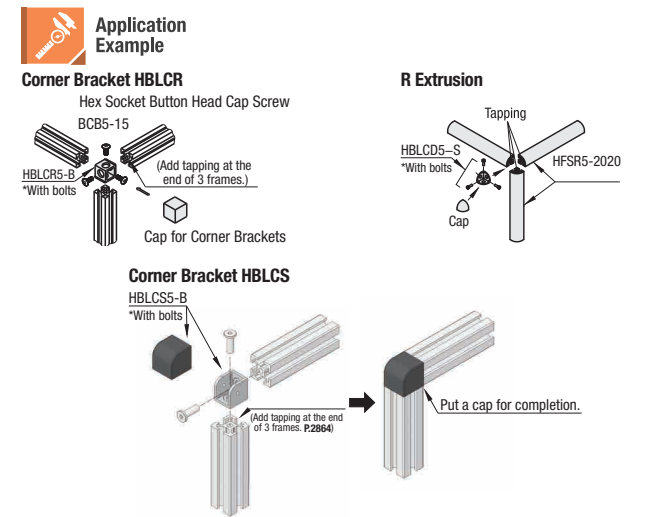
(1) (2) Cap for Corner R Brackets

(Included: Button Head Cap Screws 3 pcs.)

Part Number	Mass (g)	Included Screw		Allowable Load (N)
		Screw	Qty.	
HBLCS5-B	8	CBS5-16	2	400
HBLCR5-B	25	BCB5-15	3	676
HBLCR5-S	18	Button Head Cap Screw: M4 x 12	3	774

**Part Number Example**

Part Number: **HBLCD5-S**



Features: Brackets to be inserted into extrusion slots, can also function as rame end caps.

**Corner Blind Brackets**

RoHS 10

Type	Material	Surface Treatment
HBLBC 5	1045 Carbon Steel or Equivalent	Trivalent Chromate
SHLBC 5	CF-8 Stainless Steel Cast	-

Two-Way Type **HBLBCA5** (Stainless Steel)  
**SHLBCA5** (Stainless Steel)

⊗ Not applicable to Aluminum Extrusions 25 and 40 Square.

Three-Way Type **HBLBCB5** (Stainless Steel)  
**SHLBCB5** (Stainless Steel)

⊗ Not applicable to Aluminum Extrusions 25 and 40 Square.

Part Number	Mass (g)	Changes Included Screw and Nut		Allowable Load (N)
		Screw	Qty.	
HBLBCA5	21	Set Screw M4 x 5	2	196
SHLBCA5 (Stainless Steel)				
HBLBCB5				
SHLBCB5 (Stainless Steel)	26		4	620

**Part Number Example**

Part Number: **SHLBCA5**

