Fluorine Rubber Sheets

Fluoro rubber has excellent chemical resistance and the best heat resistance among rubbers. ⊗ Oil-resistant adhesives are available as an alternative.
ⓘ For Rubber Gaskets, refer to **P.2632**. For Rubber Blocks, refer to **P.2613**.

Fluorine Rubber Sheets



RoHS10

A Selectable – Square Type

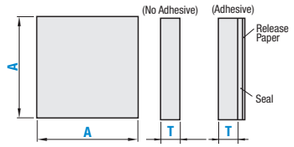

A Selectable Type		A / B Configurable Type		Material	Hardness	Color
No Adhesive	Adhesive	No Adhesive	Adhesive			
RBFM	RBFMA	RBFMF	RBFMFA	Fluoro Rubber (FPM)	Shore A80	Black
RBLM	RBLMA	RBLMF	RBLMFA	Fluoro Rubber (FPM)	Shore A60	Black
RBFW	RBFWA	RBFWF	RBFWFA	Fluoro Rubber (FPM)	Shore A70	White

ⓘ Adhesive thickness is 0.14–0.2 mm.
ⓘ For Adhesive Strength Data, refer to **P.2657** (ADTR)
ⓘ For Oil-resistant Adhesive strength, refer to **P.2594**.

A Selectable – Band Type



Accuracy Standards

T Tolerance

T	Tolerance
0.5	±0.2
1–3	±0.3
5	±0.4
10	±0.6
15–30	-0.5–+2.0

A / B Tolerance

A / B	Tolerance
200 or Less	±0.5
201–300	±1.0
301–500	±1.5

A / B Configurable – Hole Type

A / B Configuralbe – Standard Type

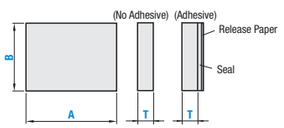

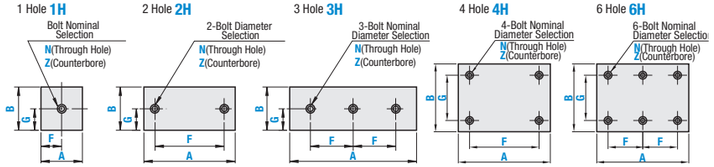

ⓘ For Adhesive Type T5 or more, the adhesive tape may tear from the body. Please use it as temporary fixing, or in combination with bolt fixing.
ⓘ A / B dimension tolerance has changed. Please refer to the precision standard above.

A Selectable – Square Type

Part Number Type		T	A Selection
No Adhesive	Adhesive	0.5	300
RBFM	RBFMA	1	
RBLM	RBLMA	2	
RBFW	RBFWA	3	
		5	500
		10	Only 300 is available for T15 or more of RBFM and RBFMA.
		15	
(For exceptions in T dimensions, see below.)		20	
		30	

ⓘ For RBLM and RBLMA, T=15, 20, 30 are not available.
ⓘ For RBFW and RBFWA, only available in T=1, 2, 3, 5.

A Selectable – Band Type

Part Number Type		T	A Selection
No Adhesive	Adhesive	0.5	3
RBFM	RBFMA	1	5
RBLM	RBLMA	2	10
RBFW	RBFWA	3	20
		5	30
		10	40
(For exceptions in T dimensions, see below.)			50
			80
			100

ⓘ For RBFW and RBFWA, T=0.5, 10 are not available.

A, B Configurable – Standard Type

Part Number Type		T	1 mm Increment A	1 mm Increment B
No Adhesive	Adhesive	0.5	10–500	10–500
RBFMF	RBFMFA	1	Only 10–300 is available for T15 or more of RBFMF and RBFMFA.	Only 10–300 is available for T15 or more of RBFMF and RBFMFA.
RBLMF	RBLMFA	2		
RBFWF	RBFWFA	3		
		5		
		10		
(For exceptions in T dimensions, see below.)		15		
		20		
		30		

ⓘ A≥B≥T
ⓘ For RBLMF and RBLMFA, T=15, 20, 30 are not available.
ⓘ For RBFWF and RBFWFA, only available in T=1, 2, 3, 5.

A, B Configurable – Hole Type

Part Number Type		Nominal	T	1 mm Increment (A≥B≥T) A	1 mm Increment (A≥B≥T) B	0.5 mm Increment F	0.5 mm Increment G	Bolt Nominal Diameter N (Through Hole)	Bolt Nominal Diameter Z (Counterbored Hole)
No Adhesive	Adhesive	1H	0.5	25–500	25–500	9–491 (1H, 2H, 4H Type)	5–495 (1H, 2H, 3H Type)	3	—
RBFMF	RBFMFA	2H	1					4	—
RBLMF	RBLMFA	3H	2					5	—
RBFWF	RBFWFA	4H	3			9–245 (3H, 6H Type)	9–491 (4H, 6H Type)	6	—
		6H	5					8	—
			10			9–291 (1H, 2H, 4H Type) 9–145 (3H, 6H Type)	5–295 (1H, 2H, 3H Type) 9–291 (4H, 6H Type)	10	3 4
			15						4 5 6 8
(For exceptions in T dimensions, see below.			20						4 5 6 8
			30						4 5 6 8 10

Hole Machining Details

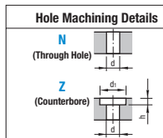

Bolt Nominal	3	4	5	6	8	10
d	3.5	4.5	5.5	6.5	9	12
d_1	6.5	8	9.5	11	14	17.5
h	3.5	4.5	5.5	6.5	9	11

ⓘ For RBLMF and RBLMFA, T=15, 20, 30 are not available. For RBFWF and RBFWFA, only T=1, 2, 3, 5 are available.
ⓘ Dimension F Specification Range: For 1H: $d(d_1)/2+2.5 \le F \le A-d(d_1)/2-2.5$, For 2H, 4H: $d(d_1)+5 \le F \le A-d(d_1)-5$, For 3H, 6H: $d(d_1)+5 \le F \le A/2-d(d_1)/2-2.5$.
ⓘ Dimension G Specification Range: For 1H, 2H, 3H: $d(d_1)/2+2.5 \le G \le B-d(d_1)/2-2.5$, For 4H, 6H: $d(d_1)+5 \le G \le B-d(d_1)-5$. (d for through holes, d_1 for counterbore.)

Fluorine Rubber Sheets

continued

Part Number Example

Square Type, Band Type

Part Number	-	A
RBFM5	-	100

A, B Configurable – Standard/Hole Type

Part Number	-	A	-	B	-	F	-	G	-	Screw Nominal Dia.
RBFMF10	-	110	-	65						
RBFMF4H20	-	200	-	150	-	F140	-	G100	-	Z5

A Dimension Selectable – Square Type

Part Number Type	T	Available Types A 300	Available Types A 500
No Adhesive	0.5	•	•
RBFM	1	•	•
RBLM	2	•	•
RBFW	3	•	•
Adhesive	5	•	•
RBFMA	10	•	•
RBLMA	15	•	—
RBFWA	20	•	
	30	•	

ⓘ For RBLM and RBLMA, T=15, 20, 30 are not available.
ⓘ For RBFW and RBFWA, only available in T=1, 2, 3, 5.

A / B Dimension Configurable Type

Part Number Type	T	A	Available Types B 10–50	51–100	101–200	201–300	301–400	401–500
No Adhesive RBFMF RBLMF RBFWF / Adhesive RBFMFA RBLMFA RBFWFA	0.5	10–50	•	—	—	—	—	—
		51–100	•	•				
		101–200	•	•	•			
		201–300	•	•	•	•		
		301–400	•	•	•	•	•	
		401–500	•	•	•	•	•	•
	1	10–50	•	—	—	—	—	—
		51–100	•	•				
		101–200	•	•	•			
		201–300	•	•	•	•		
		301–400	•	•	•	•	•	
		401–500	•	•	•	•	•	•
	2	10–50	•	—	—	—	—	—
		51–100	•	•				
		101–200	•	•	•			
		201–300	•	•	•	•		
		301–400	•	•	•	•	•	
		401–500	•	•	•	•	•	•
	3	10–50	•	—	—	—	—	—
		51–100	•	•				
		101–200	•	•	•			
		201–300	•	•	•	•		
		301–400	•	•	•	•	•	
		401–500	•	•	•	•	•	•
	5	10–50	•	—	—	—	—	—
		51–100	•	•				
		101–200	•	•	•			
		201–300	•	•	•	•		
		301–400	•	•	•	•	•	
		401–500	•	•	•	•	•	•

ⓘ For RBLMF and RBLMFA, T=15, 20, 30 are not available.
ⓘ For RBFWF and RBFWFA, only available in T=1, 2, 3, 5.

Part Number Type	T	A	Available Types B 10–50	51–100	101–200	201–300	301–400	401–500
No Adhesive RBFMF RBLMF / Adhesive RBFMFA RBLMFA	10	10–50	•	—	—	—	—	—
		51–100	•	•				
		101–200	•	•	•			
		201–300	•	•	•	•		
		301–400	•	•	•	•	•	
		401–500	•	•	•	•	•	•
	15	15–50	•	—	—	—	—	—
		51–100	•	•				
		101–200	•	•	•			
		201–300	•	•	•	•		
	20	20–50	•	—	—	—		
		51–100	•	•				
		101–200	•	•	•			
		201–300	•	•	•	•		
	30	30–51	•	—	—	—		
		51–100	•	•				
		101–200	•	•	•			
		201–300	•	•	•	•		

*Yellowing of white rubber
Please note upon application that aging in color is more distinct compared to black rubber.

Part Number Alterations

Part Number	-	A	-	B	-	F	-	G	-	Bolt Nominal	-	(XC / YC / KT2)
RBFMF4H5	-	100	-	80	-	F65	-	G40	-	N4	-	YC30
RBFMFA2	-	250	-	150							-	KT2

	Hole Position from Left	Hole Position	Adhesive Type Change
Alterations	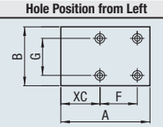	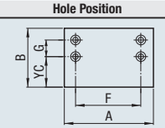	Changes to Oil-Resistant Adhesives.
Code	XC	YC	KT2
Spec.	XC=1 mm Increment ⓘ 5≤XC≤486 ⓘ (2H, 4H Type) $d(d_1)/2+2.5 \le XC \le A-F-d(d_1)/2-2.5$ ⓘ (3H, 6H Type) $d(d_1)/2+2.5 \le XC \le A-2F-d(d_1)/2-2.5$	YC=1 mm Increment ⓘ 5≤YC≤486 ⓘ $d(d_1)/2+2.5 \le YC \le B-G-d(d_1)/2-2.5$	ⓘ Not available for No Adhesive Type. ⓘ Only available for T=1, 2, 3. ⓘ Band Type A=3 or 5 is not selectable. ⓘ Not selectable for RBFWA and RBFWFA. **Ordering Code:** KT2