


Chloroprene / Non-Staining Chloroprene Rubber Sheets

Chloroprene Rubber excels in mechanical strength and Alkali resistance. Non-staining chloroprene rubber which minimizes contamination from contacting materials is also available.
 For Rubber Gaskets, refer to P.2632. For Rubber Blocks, refer to P.2613.



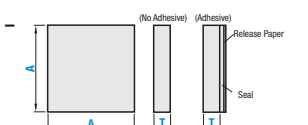
Chloroprene / Non-Staining Chloroprene Rubber Sheets

RoHS10

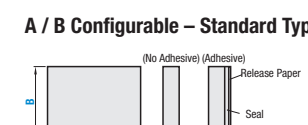
A Selectable Type		A / B Configurable Type		Material	Hardness	Color
No Adhesive	Adhesive	No Adhesive	Adhesive			
RBCM	RBCMA	RBCMF	RBCMFA	Chloroprene Rubber (CR)	Shore A65	Black
RBOM	RBOMA	RBOMF	RBOMFA	Non-Staining Chloroprene Rubber (CR)	Shore A60	Gray
RBCW	RBCWA	RBCWF	RBCWFA	Chloroprene Rubber (CR)	Shore A60	White

Adhesive thickness is 0.14 – 0.2mm. For Adhesive Strength Data, see P.2657 (ADTR).


A Selectable – Square Type



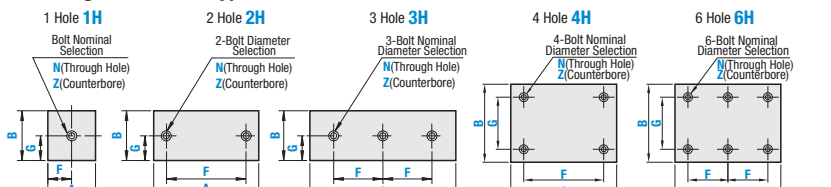
A / B Configurable – Standard Type



A Selectable – Band Type



A / B Configurable – Hole Type



Accuracy Standards

T	Tolerance	A / B	Tolerance
0.5	±0.2	200 or Less	±0.5
1-3	±0.3	201-300	±1.0
5	±0.4	301-500	±1.5
10	±0.6		
15-30	+2.0 -0.5		

For Adhesive Type T5 or more, the adhesive tape may tear from the body. Please use it as temporary fixing, or in combination with bolt fixing.
 A, B dimension tolerance has changed. Please refer to the precision standard on the right.

A Selectable – Square Type

Part Number	Type	T	A
No Adhesive RBCM RBOM RBCW	Adhesive RBCMA RBOMA RBCWA	1	300 500 Only 300 is available for T15 or more of RBOM and RBOMA.
		2	
		3	
		5	
		10	
		15	
		20	
		30	

T dimension 15 is not available for RBCW and RBCWA.

A Selectable – Band Type

Part Number	Type	T	A
No Adhesive RBCM RBOM RBCW	Adhesive RBCMA RBOMA RBCWA	1	3
			5
			10
			20
			30
			40
		50	
		80	
		100	

L dimension is 500 mm.

A / B Dimension Configurable Type – Standard Type

Part Number	Type	T	A	B
No Adhesive RBCMF RBOMF RBCWF	Adhesive RBCMFA RBOMFA RBCWFA	1	10-500 Only 10-300 is available for T15 or more of RBOMF and RBOMFA.	10-500 Only 10-300 is available for T15 or more of RBOMF and RBOMFA.
		2		
		3		
		5		
		10		
		15		
		20		
		30		

A ≥ B ≥ T

T dimension 15 is not available for RBCWF and RBCWFA.

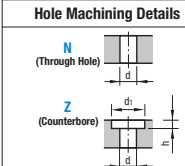
A / B Configurable – Hole Type

Part Number	Type	Nominal	T	1 mm Increment (A ≥ B ≥ T)		0.5 mm Increment		Bolt Nominal Diameter	
				A	B	F	G	N (Through Hole)	Z (Counterbore)
No Adhesive RBCMF RBOMF RBCWF	Adhesive RBCMFA RBOMFA RBCWFA	1H	1	25-500 Only 25-300 is available for T15 or more of RBOMF and RBOMFA.	25-500 Only 25-300 is available for T15 or more of RBOMF and RBOMFA.	9-491 1H, 2H, 4H Type	5-495 1H, 2H, 3H Type	3	4
		2H	2						
		3H	3						
		4H	4						
		6H	5						
			6						
		10							
		15							
		20							
		30							

Dimension F Specification Range: For 1H: $d(d_1)/2 + 2.5 \leq F \leq A - d(d_1)/2 - 2.5$; for 2H, 4H: $d(d_1) + 5 \leq F \leq A - d(d_1) - 5$; for 3H, 6H: $d(d_1) + 5 \leq F \leq A/2 - d(d_1)/2 - 2.5$.

Dimension G Specification Range: For 1H, 2H, 3H: $d(d_1)/2 + 2.5 \leq G \leq B - d(d_1)/2 - 2.5$; for 4H, 6H: $d(d_1) + 5 \leq G \leq B - d(d_1) - 5$. (d for through hole, d₁ for counterbore)

Hole Machining Details



Screw Nominal	3	4	5	6	8	10
d	3.5	4.5	5.5	6.5	9	12
d1	6.5	8	9.5	11	14	17.5
h	3.5	4.5	5.5	6.5	9	11

A Dimension Standard Type

Part Number Example

Part Number	-	A
RBCM5	-	100
RBOM10	-	500

A, B Dimension Configurable Type

Part Number	-	A	-	B	-	F	-	G	-	Screw Nominal Dia.
RBCMF10	-	110	-	65						
RBCMF4H20	-	200	-	150	-	F140	-	G100	-	Z5

Chloroprene / Non-Staining Chloroprene Rubber Sheets

continued

A Dimension Selectable Type – Square Type

Part Number	Type	T	Available Types		
			A	B	
No Adhesive RBCM RBCW		1	300	500	
		2	•	•	
		3	•	•	
		5	•	•	
		10	•	•	
Adhesive RBCMA RBCWA		15	•	•	
		20	•	•	
		30	•	•	
No Adhesive RBOM		1	•	•	
		2	•	•	
		3	•	•	
		5	•	•	
		10	•	•	
Adhesive RBOMA		15	•	•	
		20	•	•	
		30	•	•	

A / B Dimension Configurable Type

Part Number	Type	T	A	Available Types				
				B	10-100	101-200	201-300	301-400
1			10-100	•	•	•	•	•
			101-200	•	•	•	•	•
			201-300	•	•	•	•	•
			301-400	•	•	•	•	•
			401-500	•	•	•	•	•
2			10-100	•	•	•	•	•
			101-200	•	•	•	•	•
			201-300	•	•	•	•	•
			301-400	•	•	•	•	•
			401-500	•	•	•	•	•
3			10-100	•	•	•	•	•
			101-200	•	•	•	•	•
			201-300	•	•	•	•	•
			301-400	•	•	•	•	•
			401-500	•	•	•	•	•
5			10-100	•	•	•	•	•
			101-200	•	•	•	•	•
			201-300	•	•	•	•	•
			301-400	•	•	•	•	•
			401-500	•	•	•	•	•
10			10-100	•	•	•	•	•
			101-200	•	•	•	•	•
			201-300	•	•	•	•	•
			301-400	•	•	•	•	•
			401-500	•	•	•	•	•
15			15-100	•	•	•	•	•
			101-200	•	•	•	•	•
			201-300	•	•	•	•	•
			301-400	•	•	•	•	•
			401-500	•	•	•	•	•
20			101-200	•	•	•	•	•
			201-300	•	•	•	•	•
			301-400	•	•	•	•	•
			401-500	•	•	•	•	•
30			30-100	•	•	•	•	•
			101-200	•	•	•	•	•
			201-300	•	•	•	•	•
			301-400	•	•	•	•	•
			401-500	•	•	•	•	•

T dimension 15 is not available for RBCWF and RBCWFA.

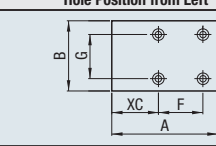
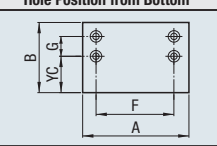
*Yellowing of white rubber

Please note upon application that aging in color is more distinct compared to black rubber.

Part Number Alterations

Part Number	-	A	-	B	-	F	-	G	-	N	-	(XC, YC)
RBCMF4H5	-	100	-	80	-	F65	-	G40	-	N4	-	YC30

Part Number	Type	T	A	Available Types				
				B	10-100	101-200	201-300	301-400
1			10-100	•	•	•	•	•
			101-200	•	•	•	•	•
			201-300	•	•	•	•	•
			301-400	•	•	•	•	•
			401-500	•	•	•	•	•
2			10-100	•	•	•	•	•
			101-200	•	•	•	•	•
			201-300	•	•	•	•	•
			301-400	•	•	•	•	•
			401-500	•	•	•	•	•
3			10-100	•	•	•	•	•
			101-200	•	•	•	•	•
			201-300	•	•	•	•	•
			301-400	•	•	•	•	•
			401-500	•	•	•	•	•
5			10-100	•	•	•	•	•
			101-200	•	•	•	•	•
			201-300	•	•	•	•	•
			301-400	•	•	•	•	•
			401-500	•	•	•	•	•
10			10-100	•	•	•	•	•
			101-200	•	•	•	•	•
			201-300	•	•	•	•	•
			301-400	•	•	•	•	•
			401-500	•	•	•	•	•
15			15-100	•	•	•	•	•
			101-200	•	•	•	•	•
			201-300	•	•	•	•	•
			301-400	•	•	•	•	•
			401-500	•	•	•	•	•
20			101-200	•	•	•	•	•
			201-300	•	•	•	•	•
			301-400	•	•	•	•	•
			401-500	•	•	•	•	•
30			30-100	•	•	•	•	•
			101-200	•	•	•	•	•
			201-300	•	•	•	•	•
			301-400	•	•	•	•	•
			401-500	•	•	•	•	•

Alterations	Hole Position from Left	Hole Position from Bottom
		
Code	XC	YC
Spec.	XC=1 mm Increment 5 ≤ XC ≤ 486 (286 for non-staining chloroprene rubber with T15 or larger) (2H, 4H Type) (3H, 6H Type)	YC=1 mm Increment 5 ≤ YC ≤ 486 (286 for non-staining chloroprene rubber with T15 or larger)