
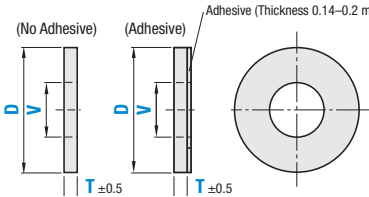


Rubber Washers



Standard Type		Configurable Type	Material	Hardness	Color
No Adhesive	Adhesive				
WRBN	WRBNA	FWRBN	Nitrile Rubber (NBR Nitrile Rubber)	Shore A70	Black
WRBC	WRBCA	FWRBC	Chloroprene Rubber (CR)	Shore A65	Black
WRBP	WRBPA	FWRBP	Ethylene Rubber (EPDM Synthetic Rubber)	Shore A65	Black
WUNS	WUNSA	FWUNS	Low Elasticity Rubber (Hanenaito® GP-35L)	Shore A32	Black
WRBS	WRBSA	FWRBS	Silicon Rubber (SI)	Shore A70	Light Gray
WRBA	WRBAA	FWRBA	Silicon Rubber (SI)	Shore A50	Milky White
WRBF	WRBFA	FWRBF	Fluoro Rubber (FPM)	Shore A80	Black
WRBR	WRBRA	FWRBR	Butyl Rubber (IIR)	Shore A65	Black
WRBW	WRBWA	FWRBW	White Butyl Rubber (IIR)	Shore A65	White



(No Adhesive) (Adhesive) Adhesive (Thickness 0.14-0.2 mm)

D T ±0.5

D Tolerance

D	Tolerance
6-40	±0.5
41-60	±0.6
61-100	±0.7

V Tolerance

Material	Tolerance
Low Elasticity Rubber	±0.5
Others	+0.5 0

① Hanenaito® is a registered trademark of Naigai Rubber Industry Co., Ltd.
 ② The milky white color of silicone rubber shore A50 is translucent.
 ③ The adhesive's heat resistance limit is 80° C.

Rubber Washers Standard Type (No Adhesive)

Part Number	D	V Selection	T Selection
WRBN WRBC WRBP WUNS WRBS WRBA WRBF WRBR WRBW	6	2	1 2 3
	8	2 3 4	1 2 3
	10	3 4 5 6	1 2 3 5
	12	4 5 6 8	1 2 3 5
	15	4 5 6 8 10	1 2 3 5
	20	5 6 8 10 12	3 5
	25	5 6 8 10 12 16 20	3 5
	30	5 6 8 10 12 16 20	3 5
	35	8 10 12 16 20 25	5
	40	8 10 12 16 20 25 30	5
50	8 10 12 16 20 25 30	5	
60	12 16 20 25 30 40	5	



Part Number Example

Standard Type

Part Number - V - T
 WUNS20 - 10 - 5

Configurable Type

Part Number - D - V - T
 FWUNS - D19 - V3 - T5

Rubber Washers Standard Type (With Adhesive)


Part Number	D	V Selection	T Selection
WRBNA WRBCA WRBPA WUNSA WRBSA WRBAA WRBFA WRBRA WRBWA	6	2	1 2 3
	8	2 3 4	1 2 3
	10	3 4 5 6	1 2 3 5
	12	4 5 6 8	1 2 3 5
	15	4 5 6 8 10	1 2 3 5
	20	5 6 8 10 12	3 5
	25	5 6 8 10 12 16 20	3 5
	30	5 6 8 10 12 16 20	3 5
	35	8 10 12 16 20 25	5
	40	8 10 12 16 20 25 30	5
50	8 10 12 16 20 25 30	5	
60	12 16 20 25 30 40	5	

Rubber Washers Configurable Type (No Adhesive)

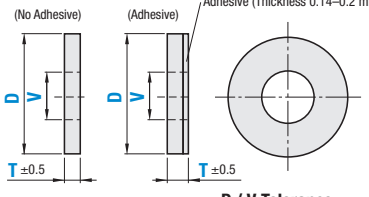
Part Number	D	V	T
FWRBN FWRBC FWRBP FWUNS FWRBS FWRBA FWRBF FWRBR FWRBW	6-15	0 No Hole 2-39 V≤D-6	1-5
			6-10
	16-30	0 No Hole 10-70 V≤D-6	1-5
			6-10
	31-45	0 No Hole 10-70 V≤D-6	1-5
			6-10
	46-60	0 No Hole 10-70 V≤D-6	1-5
			6-10
	61-80	0 No Hole 20-80 V≤D-6	1-5
			6-10
	81-100	0 No Hole 20-80 V≤D-6	1-5
			6-10

① When V=0, there is no hole.

Sponge Washers



Standard Type		Configurable Type		Material	Hardness	Color
No Adhesive	Adhesive	No Adhesive	Adhesive			
WSGC	WSGCA	WSGNC	WSGNCA	Chloroprene Rubbers Sponge	Asker C25	Black
WSGP	WSGPA	WSGNP	WSGNPA	EPDM Synthetic Rubber Sponge	ASKER 80	Black
WSGB	WSGBA	WSGNB	WSGNBA	NBR Sponge	ASKER C30	Black
WSEA	WSEAA	WSEPA	WSEPAA	EPT SEALER®	(ASKER C5 or Less)	Black
WSGA	WSGAA	WSGNA	WSGNAA	Silicon Rubber Sponge	Asker C35	Orange
WSGF	WSGFA	WSGNF	WSGNFA	Fluoro Rubber Sponge	Asker C35	Black



(No Adhesive) (Adhesive) Adhesive (Thickness 0.14-0.2 mm)

D T ±0.5

D / V Tolerance

D / V	Tolerance
10-40	±1.0
41-60	±1.5
61-100	±2.0

① For EPT SEALER® (Dust Prevention General-Purpose Sponge), refer to P.2621.
 ② The adhesive's heat resistance limit is 80° C.

Standard Type (No Adhesive)

Part Number	D	V Selection	T Selection
WSGC WSGP WSGB WSEA WSGA WSGF	6	2	3
	8	2 3 4	3
	10	3 4 5 6	3 5
	12	4 5 6 8	3 5
	15	4 5 6 8 10	3 5 10
	20	5 6 8 10 12	3 5 10
	25	5 6 8 10 12 16 20	3 5 10
	30	5 6 8 10 12 16 20	3 5 10
	35	8 10 12 16 20 25	5 10
	40	8 10 12 16 20 25 30	5 10
50	8 10 12 16 20 25 30	5 10	
60	12 16 20 25 30 40	5 10	

Standard Type (Adhesive)

Part Number	D	V Selection	T Selection
WSGCA WSGPA WSGBA WSEAA WSGAA WSGFA	6	2	3
	8	2 3 4	3
	10	3 4 5 6	3 5
	12	4 5 6 8	3 5
	15	4 5 6 8 10	3 5
	20	5 6 8 10 12	3 5 10
	25	5 6 8 10 12 16 20	3 5 10
	30	5 6 8 10 12 16 20	3 5 10
	35	8 10 12 16 20 25	5 10
	40	8 10 12 16 20 25 30	5 10
50	8 10 12 16 20 25 30	5 10	
60	12 16 20 25 30 40	5 10	

Configurable

Part Number		D 1 mm Increment	V 1 mm Increment	Available Types					
Type (x Material Rate)	T			T Tolerance	D10-20	D21-40	D41-60	D61-80	D81-100
WSGNC WSGNP WSGNB WSEPA	WSGNCA WSGNPA WSGNBA WSEPAA	3 5 8 10	±0.5 ±1	•	•	•	•	•	
	WSGNA WSGNAA	3 5 8 10	±0.5 ±1.5	•	•	•	•	•	
		WSGNF WSGNFA	2 3 5 10	±0.5 ±1.5	•	•	•	•	•

① (No Hole)
 ② 5-80
 ③ When D≤40, D-V≤5
 ④ When D>40, D-V≤8