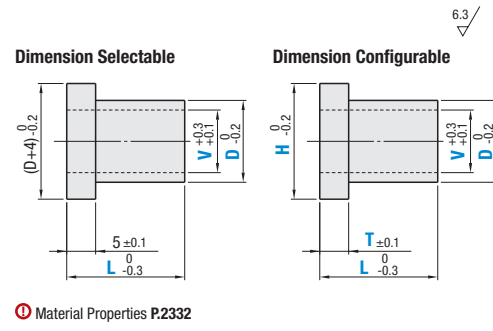


# Resin Collars

## Flanged

Dimension Selectable		Dimension Configurable	Material	Color
CLJHJ	FCLJHJ	Polyacetal	White	
CLJHK	FCLJHK		Black	
CLJHM	FCLJHM	MC Nylon	Blue	
CLJHW	FCLJHW	Standard Grade	Ivory	
CLJHD	FCLJHD	MC Nylon	Black	
CLJHT	FCLJHT	Conductive Grade	CDR2 CDR6	
CLJHB	FCLJHB	Bakelite	Paper Base Cloth Base	
CLJHN	FCLJHN		Brown Light Brown	
CLJHF	FCLJHF	Fluoro Resin	White	
CLJHP	FCLJHP	PEEK	Gray	
CLJHE	FCLJHE	Epoxy Glass	Green	



Material Properties P.2332

### Dimension Selectable

Part Number Type	V	D Selection	L 0.5 mm Increment	Available Types										
				CLJHJ CLJHK	CLJHM CLJHW	CLJHD	CLJHB	CLJHN	CLJHT	CLJHF	CLJHP	CLJHE		
2	(4)	5 6 8 10	10.0-25.0	*	*	*	*	*	*	*	*	*	*	*
			25.5-30.0	*	*	*	*	*	*	*	*	*	*	*
4	(6)	8 10 11 12 13 14 15 16 20 25	10.0-25.0	*	*	*	*	*	*	*	*	*	*	*
			25.5-50.0	*	*	*	*	*	*	*	*	*	*	*
6	8	10 11 12 13 14 15 16 20 25	10.0-25.0	*	*	*	*	*	*	*	*	*	*	*
			25.5-50.0	*	*	*	*	*	*	*	*	*	*	*
8	10	12 13 14 15 16 20 25 30	10.0-25.0	*	*	*	*	*	*	*	*	*	*	*
			25.5-50.0	*	*	*	*	*	*	*	*	*	*	*
10	12	15 16 20 25 30	10.0-25.0	*	*	*	*	*	*	*	*	*	*	*
			25.5-50.0	*	*	*	*	*	*	*	*	*	*	*
12	15	20 25 30	10.0-25.0	*	*	*	*	*	*	*	*	*	*	*
			25.5-50.0	*	*	*	*	*	*	*	*	*	*	*
15	20	25 30	10.0-25.0	*	*	*	*	*	*	*	*	*	*	*
			25.5-50.0	*	*	*	*	*	*	*	*	*	*	*
16	30	35 40 50	10.0-25.0	*	*	*	*	*	*	*	*	*	*	*
			25.5-50.0	*	*	*	*	*	*	*	*	*	*	*
20	25	35 40 50	10.0-25.0	*	*	*	*	*	*	*	*	*	*	*
			25.5-50.0	*	*	*	*	*	*	*	*	*	*	*
25	30	35 40 50	10.0-25.0	*	*	*	*	*	*	*	*	*	*	*
			25.5-50.0	*	*	*	*	*	*	*	*	*	*	*
30	35	40 50	10.0-25.0	*	*	*	*	*	*	*	*	*	*	*
			25.5-50.0	*	*	*	*	*	*	*	*	*	*	*

H=50 for CLJHT, CLJHF, CLJHP and CLJHE.



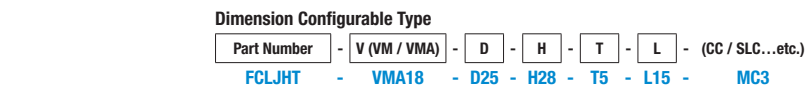
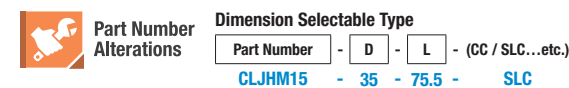
# Resin Collars

## Flanged, continued

### Dimension Configurable

Part Number	V V2.6 or Less V3.0 or More, 0.5 mm Increments	D 0.5 mm Increment D21 or More: 1 mm Inc.	H 0.5 mm Increment H83 or More: 1mm Inc.	T 1 mm Inc.	L 0.5 mm Inc.	Available Types										
						FCLJHJ FCLJHK	FCLJHM FCLJHW	FCLJHD	FCLJHT	FCLJHB	FCLJHN	FCLJHF	FCLJHP	FCLJHE		
FCLJHJ FCLJHK FCLJHM FCLJHW FCLJHD FCLJHT FCLJHB FCLJHN FCLJHF FCLJHP FCLJHE	0 No Hole Machining	4.0-10.0 0.5 mm Increment	6.0-20.0 0.5 mm Increment	2-20	10.0-25.0	*	*	*	*	*	*	*	*	*	*	*
						25.5-50.0	*	*	*	*	*	*	*	*	*	*
	2.0	10.5-20.0 0.5 mm Increment	12.5-30.0 0.5 mm Increment	10.0-25.0	*	*	*	*	*	*	*	*	*	*	*	
					25.5-50.0	*	*	*	*	*	*	*	*	*	*	*
	2.6	21-30 1 mm Increment	23-40 0.5 mm Increment	10.0-25.0	*	*	*	*	*	*	*	*	*	*	*	
					25.5-50.0	*	*	*	*	*	*	*	*	*	*	*
3.0-58.0 0.5 mm Increment	31-40 1 mm Increment	33-50 0.5 mm Increment	10.0-25.0	*	*	*	*	*	*	*	*	*	*	*		
				25.5-50.0	*	*	*	*	*	*	*	*	*	*	*	
58.5-90.0 V=D-6	51-60 1 mm Increment	53-70 0.5 mm Increment	10.0-25.0	*	*	*	*	*	*	*	*	*	*	*		
				25.5-50.0	*	*	*	*	*	*	*	*	*	*	*	
	61-80 1 mm Increment	63-90 0.5 mm Increment	10.0-25.0	*	*	*	*	*	*	*	*	*	*	*		
				25.5-50.0	*	*	*	*	*	*	*	*	*	*	*	
	81-100 1 mm Increment	83-110 1mm Increment	10.0-25.0	*	*	*	*	*	*	*	*	*	*	*		
				25.5-50.0	*	*	*	*	*	*	*	*	*	*	*	
			10.0-25.0	*	*	*	*	*	*	*	*	*	*	*		
				25.5-50.0	*	*	*	*	*	*	*	*	*	*	*	
			10.0-25.0	*	*	*	*	*	*	*	*	*	*	*		
				25.5-50.0	*	*	*	*	*	*	*	*	*	*	*	

Machining Conditions: H=D/2, D4-5 CV=D-6Lmax=50, L=Vx8, H=50 for FCLJHT, FCLJHF, FCLJHP and FCLJHE.



Material: Not applicable for Bakelite, Epoxy Glass and Fluoro Resin. Alteration is available from D10.

Alterations	C Chamfering (1 Side)	Tapping	Set Screw Hole Alteration (1-Set 2-Set)	Slitting																																																												
		 VM (Coarse) VMA (Fine)	 MC WMC (L-T)/2	 SLC																																																												
Code	CC	VM Coarse VMA Fine	MC / WMC	SLC																																																												
Spec.	Chamfers C plane. Ordering Code: CC1.5 ① CC=0.5 mm Increment ② 0.5<CC<(D-V)/2	Adds a tapped hole (Through). Ordering Code: Specify VM4 V instead of VM / VMA. Ex.: FCLJHJ-VM4-D10-H15-T6-L8 ① For the Machining Limits of tap dia. and full length (L), see the table below. Tap diameter ≤ D/2	Adds a tapped hole (coarse thread) at D part. Ordering Code: MC3 WMC5 ① Condition of thickness (D-V)/2: as table below. ② L=MC / WMCx3 ③ MC / WMC=Select from table below.	Adds a slit. Ordering Code: SLC ① For the condition of thickness (D-V)/2: see table below. ② Slit width is fixed.																																																												
		<table border="1"> <tr><th>Tapped Hole Dia.</th><th>VM Pitch (Coarse)</th><th>VMA Pitch (Fine)</th><th>L max</th></tr> <tr><td>4</td><td>0.7</td><td>0.5</td><td>20</td></tr> <tr><td>5</td><td>0.8</td><td>0.5</td><td>30</td></tr> <tr><td>6</td><td>1.0</td><td>0.75</td><td>35</td></tr> <tr><td>8</td><td>1.25</td><td>1.0</td><td>45</td></tr> <tr><td>10</td><td>1.5</td><td>1.0</td><td>60</td></tr> <tr><td>12</td><td>1.75</td><td>1.0</td><td>70</td></tr> <tr><td>16</td><td>2.0</td><td>1.5</td><td>90</td></tr> <tr><td>18</td><td>—</td><td>1.5</td><td>100</td></tr> <tr><td>20</td><td>2.5</td><td>—</td><td>—</td></tr> </table>	Tapped Hole Dia.	VM Pitch (Coarse)	VMA Pitch (Fine)	L max	4	0.7	0.5	20	5	0.8	0.5	30	6	1.0	0.75	35	8	1.25	1.0	45	10	1.5	1.0	60	12	1.75	1.0	70	16	2.0	1.5	90	18	—	1.5	100	20	2.5	—	—	<table border="1"> <tr><th>MC / WMC</th><th>(D-V)/2</th></tr> <tr><td>3 4</td><td>3 or More</td></tr> <tr><td>5 6 8</td><td>5 or More</td></tr> <tr><td>10 12</td><td>8 or More</td></tr> </table>	MC / WMC	(D-V)/2	3 4	3 or More	5 6 8	5 or More	10 12	8 or More	<table border="1"> <tr><th>Outer Dia/ D</th><th>SLC</th><th>(D-V)/2</th></tr> <tr><td>10.0-20.0</td><td>1</td><td>5 or Less</td></tr> <tr><td>20.5-40</td><td>2</td><td>10 or Less</td></tr> <tr><td>41~</td><td>5</td><td>20 or Less</td></tr> </table>	Outer Dia/ D	SLC	(D-V)/2	10.0-20.0	1	5 or Less	20.5-40	2	10 or Less	41~	5	20 or Less
Tapped Hole Dia.	VM Pitch (Coarse)	VMA Pitch (Fine)	L max																																																													
4	0.7	0.5	20																																																													
5	0.8	0.5	30																																																													
6	1.0	0.75	35																																																													
8	1.25	1.0	45																																																													
10	1.5	1.0	60																																																													
12	1.75	1.0	70																																																													
16	2.0	1.5	90																																																													
18	—	1.5	100																																																													
20	2.5	—	—																																																													
MC / WMC	(D-V)/2																																																															
3 4	3 or More																																																															
5 6 8	5 or More																																																															
10 12	8 or More																																																															
Outer Dia/ D	SLC	(D-V)/2																																																														
10.0-20.0	1	5 or Less																																																														
20.5-40	2	10 or Less																																																														
41~	5	20 or Less																																																														
				① Inner and outer tolerances are the values before alteration. They may change after alteration depending on materials.																																																												