


[High Precision] Combined Stages



ⓘ The shapes are different depending on the size. See details on CAD data.

Part Number	Stage Configuration			Stage Surface (mm)	External Dimensions (mm)			Travel Distance (mm)			Load Capacity (N)	Weight (kg)
	Type	No.	Bottom		Top	W	D	H	X	Y		
XYZPG	40	XYPG40 (P.2056)	ZPG40 (P.2068)	40 x 40	84.5	77.5	173.5	±6.5	±6.5	±6.5	9.8	0.48
	60	XYPG60 (P.2056)	ZPG60 (P.2068)	60 x 60	98.5	91.5	178.5	±6.5	±6.5	±6.5	19.6	0.95
	80	XYPG80 (P.2056)	ZPG80 (P.2068)	80 x 80	149.5	135	236	±12.5	±12.5	±12.5	49.0	1.80
XYZLPG	40	XYPG40 (P.2056)	ZLPG40 (P.2070)	40 x 40	96	77	80	±6.5	±6.5	±3.0	9.8	0.48
	60	XYPG60 (P.2056)	ZLPG60 (P.2070)	60 x 60	116.5	91.5	95	±6.5	±6.5	±3.0	39.2	1.12
	80	XYPG80 (P.2056)	ZLPG80 (P.2070)	80 x 80	150	135	95	±12.5	±12.5	±5.0	29.4	2.00
XYZLSPG	40	XYSPG40 (P.2057)	ZLPG40 (P.2070)	40 x 40	98.5	80.5	62	±6.5	±6.5	±3.0	7.8	0.40
	60	XYSPG60 (P.2057)	ZLPG60 (P.2070)	60 x 60	120.5	96.5	77	±6.5	±6.5	±3.0	23.5	1.00
	80	XYSPG80 (P.2057)	ZLPG80 (P.2070)	80 x 80	151	126	77	±12.5	±12.5	±5.0	29.4	1.70

- ⓘ For detailed dimensions, material and characteristics, see the catalog page for each stage.
- ⓘ For included screw sizes, see the pages for the bottom stages.
- ⓘ Knob Cover HDCVR13 (Sold Separately): increases diameter of Ø 13 mm knob. P.2035
- ⓘ Extension Cover HDEXT13 (Sold Separately): extends Ø 13 mm head knobs. P.2035

Combinations of Cross Roller stages listed in this catalog.

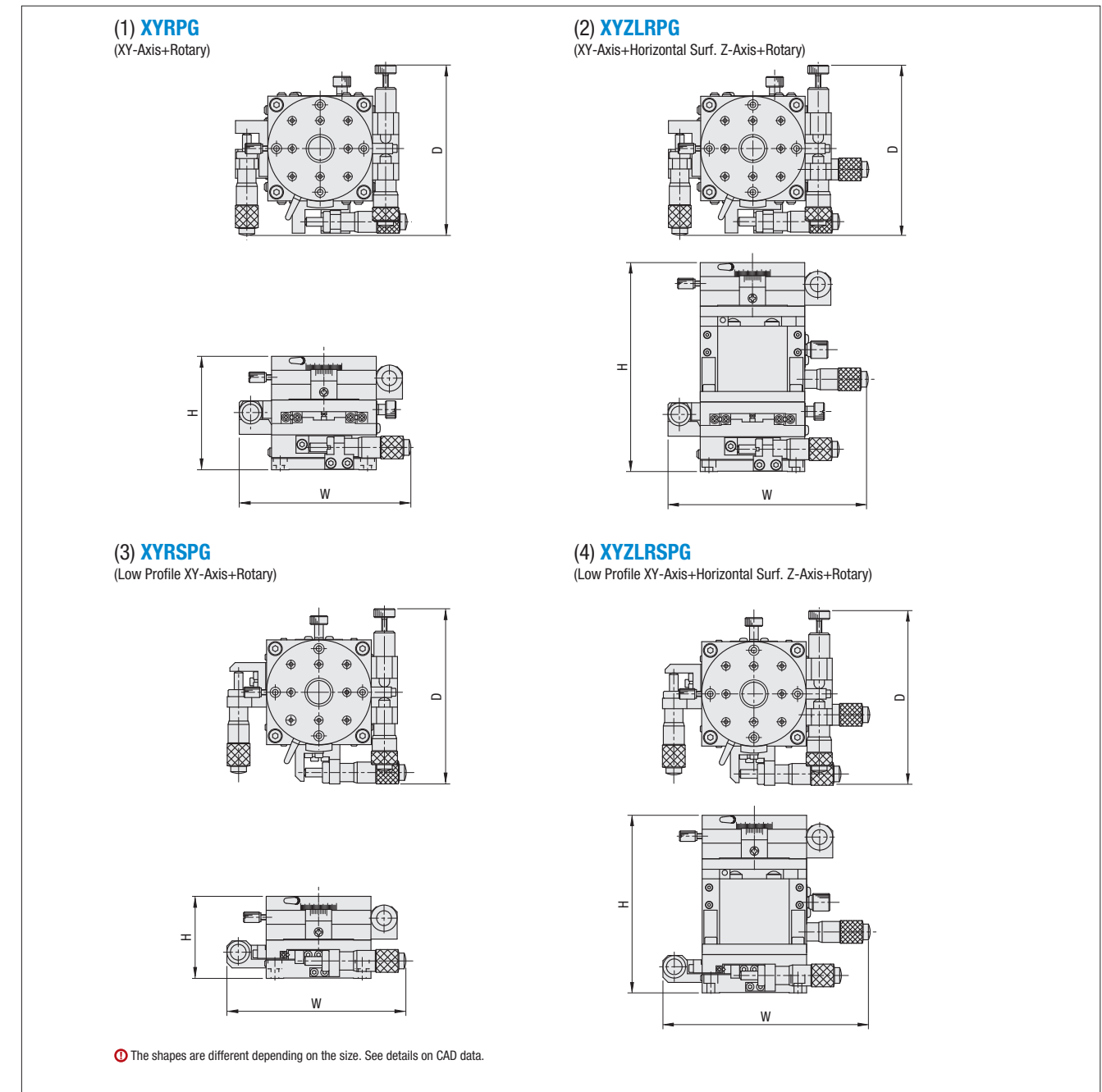
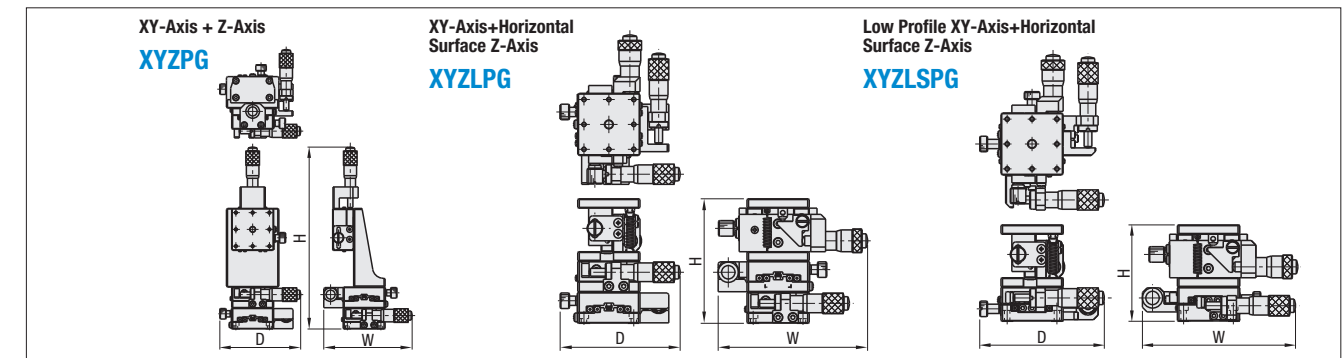
Part Number	Stage Configurations				Stage Surface (mm)	External Dimensions (mm)			Distance/Rotation (mm/deg)				Load Capacity (N)	Weight (kg)
	Type	No.	Bottom	Middle		Top	W	D	H	X	Y	Z		
(1) XYRPG (XY-Axis + Rotary)	38	XYPG40 (P.2056)	RPG38 (P.2097)	—	Φ38	84.5	81.5	60	±6.5	±6.5	—	Coarse 360° Fine Feed ±5°	9.8	0.37
	60	XYPG60 (P.2056)	RPG60 (P.2097)	—	Φ60	98.5	95.5	65	±6.5	±6.5	—	Coarse 360° Fine Feed ±5°	29.4	0.78
	85	XYPG80 (P.2056)	RPG85 (P.2097)	—	Φ85	149.5	136	65	±12.5	±12.5	—	Coarse 360° Fine Feed ±5°	39.2	1.48
(2) XYZLRPG (XY-Axis + Horizontal Surf. Z-Axis + Rotary)	38	XYPG40 (P.2056)	ZLPG40 (P.2070)	RPG38 (P.2097)	Φ38	96	81.5	100	±6.5	±6.5	±3.0	Coarse 360° Fine Feed ±5°	8.9	0.57
	60	XYPG60 (P.2056)	ZLPG60 (P.2070)	RPG60 (P.2097)	Φ60	116.5	95.5	120	±6.5	±6.5	±5.0	Coarse 360° Fine Feed ±5°	29.4	1.40
	85	XYPG80 (P.2056)	ZLPG80 (P.2070)	RPG85 (P.2097)	Φ85	149.5	136	120	±12.5	±12.5	±5.0	Coarse 360° Fine Feed ±5°	24.7	2.48
(3) XYRSPG (Low Profile XY-Axis + Rotary)	38	XYSPG40 (P.2057)	RPG38 (P.2097)	—	Φ38	98.5	82	42	±6.5	±6.5	—	Coarse 360° Fine Feed ±5°	8.8	0.29
	60	XYSPG60 (P.2057)	RPG60 (P.2097)	—	Φ60	102.5	98	47	±6.5	±6.5	—	Coarse 360° Fine Feed ±5°	26.4	0.68
	85	XYSPG80 (P.2057)	RPG85 (P.2097)	—	Φ85	151	132	47	±12.5	±12.5	—	Coarse 360° Fine Feed ±5°	34.3	1.18
(4) XYZLRSPG (Low Profile XY-Axis + Horizontal Surf. Z + Rotary)	38	XYSPG40 (P.2057)	ZLPG40 (P.2070)	RPG38 (P.2097)	Φ38	98	82	82	±6.5	±6.5	±3.0	Coarse 360° Fine Feed ±5°	6.8	0.49
	60	XYSPG60 (P.2057)	ZLPG60 (P.2070)	RPG60 (P.2097)	Φ60	120.5	98	102	±6.5	±6.5	±5.0	Coarse 360° Fine Feed ±5°	20.6	1.28
	85	XYSPG80 (P.2057)	ZLPG80 (P.2070)	RPG85 (P.2097)	Φ85	151	132	102	±12.5	±12.5	±5.0	Coarse 360° Fine Feed ±5°	22.5	2.18

- ⓘ For detailed dimensions, material and characteristics, see the catalog page for each stage.
- ⓘ For included screw sizes, see the pages for the bottom stages.
- ⓘ Knob Cover HDCVR13 (Sold Separately): increases diameter of Ø 13 mm knob. P.2035
- ⓘ Extension Cover HDEXT13 (Sold Separately): extends Ø 13 mm head knob. P.2035



[High Precision] Combined Stages

continued



ⓘ The shapes are different depending on the size. See details on CAD data.