[Standard] Dovetail Slide, Feed Screw

Other Information about Stages
Stage Selection Table **P.2005**
New Products **P.2043–2044**
About Standard Stages **P.2009**
Overview, Technical Information **P.2008**

Feature: Z-Axis Stages with fine feeding of 0.5mm lead. Existing Products: ZEG (**P.2065**)

Z-Axis

RoHS10

ZFES25
(Standard)

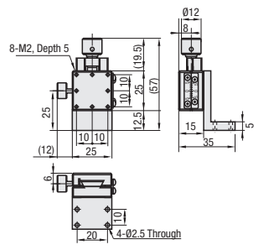

ZFES40
(Standard

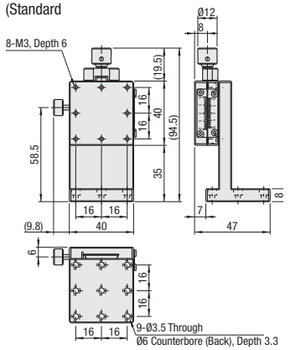

Clamp Position Change
ZFES_-R
(Reversed)

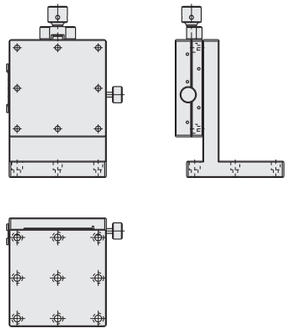

ZFES60
(Standard)

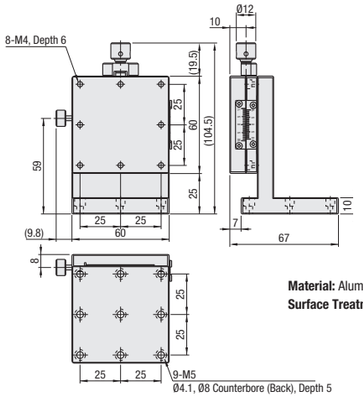

Material: Aluminum Alloy
Surface Treatment: Black Anodize

See the CAD data for the details.

Z-Axis Stages

High Precision Stage Existing Product: ZEG (**P.2065**)

Part Number Type	No.	Clamp Position	Stage Surface (mm)	Travel Distance (mm)	Travel per Knob Rotation (mm)	Load Capacity (N)	Travel Accuracy Straightness	Weight (kg)
ZFES	25	Not Specified	25x25	±5	0.5	9.8	50μm	0.06
	40	(Standard)	40x40	±7				0.18
	60	R (Reversed)	60x60	±8		19.6		0.40

Resolution (Vernier Scale Indication): 0.1mm/division
Knob Extension Cover HDEXT12-_ (Sold Separately):
Ø12 knobs can be extended by installing the cover. **P.2035**
(Caution) Please note that increased knob diameter may interfere with the stage mounting base surfaces.

Part Number Example

Part Number
ZFES40

Tips: Mounting Hole on the Bottom of the Table of XFES, XYFES and ZFES60
Can be mounted from the top and the bottom.

		25 sq. (XFES / XYFES)	40 sq. (XFES / XYFES)	60 sq. (XFES / XYFES)	ZFES60
Mounting Hole Enlarged View		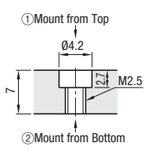	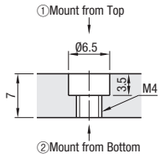	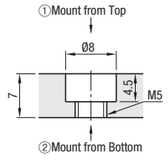	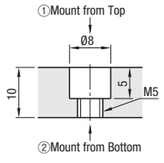
Mounting Screw Dia.	(1)	M2	M3	M4	M4
	(2)	M2.5	M4	M5	M5

Lab Jack

Lab Jacks



ZLJG80

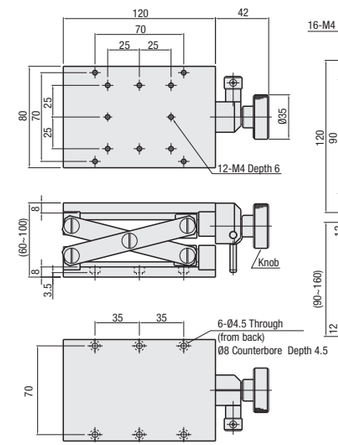

ZLJG120

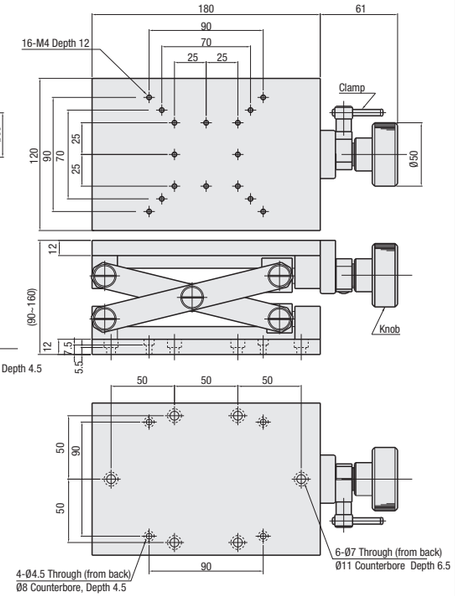

Knob operated elevating table with relatively high load capacity.
A split clamp on the operating shaft securely holds the load in position.
Clockwise rotation of the knob elevates the stage surface.

Material: Aluminum Alloy
Surface Treatment: Black Anodize
Accessories: Hex Socket Head Cap Screw (Stainless Steel)
ZLJG80: SCB4-10 (6 pcs.)
ZLJG120: SCB4-12, SCB6-12 (4 pcs. each)

Part Number Type	No.	Stage (mm)	Travel Distance (mm)	Travel Per Knob Rotation (mm)	Load Capacity (N)	Parallelism (μm)	Weight (kg)
ZLJG	80	80 x 120	40	(2)*	68.6	200μm	1.25
	120	120 x 180	70	(3)*	98.0		3.50

* The travel distance per knob rotation varies to some extent depending on the current table position.

Part Number Example

Part Number
ZLJG80