Bearings with Housings

Bottom Mount, Retained

Bearings with Housings – Bottom Mount, Retained

RoHS 10

Type		Material		Surface Treatment	Accessory
Selectable h	Configurable h	Bearings	Housing	Housing	Retaining Ring
BGBKB	BGBFB	Steel	1045 Carbon Steel or Equivalent	Black Oxide	Spring Steel
BGBK	BGBF			Electroless Nickel Plating	304 Stainless Steel or Equivalent
BGBKA	BGBFA		2000 Series Aluminum Alloy	Clear Anodize	
BGBKSA	BGBFSA	Stainless Steel			
BGBKS	BGBFS		304 Stainless Steel or Equivalentt	—	

*Bearings with Rubber Seals (VV and DD) are all made of steel.

Bearing Accuracy JIS B 1514 Class 0

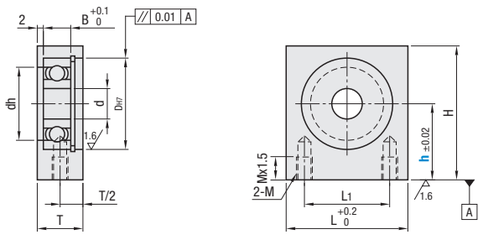

Part Number			h		d	D_{H7}	Tolerance	dh	B	H	L	L_1	T	M (Coarse Thread)
Type	Bearings No.	Seal	Selectable	Configurable 1 mm Increment										
h Selectable BGBKB BGBK BGBKA BGBKSA BGBKS	623	ZZ Double Shielded; *VV Non-Contact Sealed Rubber Seal; DD Contact Sealed Rubber Seal	15 20 25	15–30	3	10	+0.015 0	7	4	h+9	20	10	10	M4
	624				4	13	+0.018 0	9	5	h+11	22	14	10	
	605				5	14		10	5	h+11	24	16	10	
	625					16		12	5	h+12	28	16	10	
	606		20 25 30	20–30	6	17		13	6	h+13	34	22	12	M5
	626					19	+0.021 0	15	6	h+14	36	24	12	
	608				8	22		18	7	h+15	38	26	12	
	628		25 30	25–30		24		20	8	h+16	34	22	15	
	6900		25 30 40	25–40	10	22		19	6	h+15	32	20	12	
	6000					26		22	8	h+17	38	26	15	
	6200					30		24	9	h+19	40	28	15	
	6901				12	24		21	6	h+16	36	24	12	
	6001					28		24	8	h+18	40	28	15	
	6201					32	+0.025 0	26	10	h+20	42	30	16	
h Configurable BGBFB BGBF BGBFA BGBFSA BGBFS	6902		30 40 50	30–50	15	28	+0.021 0	25	7	h+18	42	30	12	
	6002					32	+0.025 0	28	9	h+20	50	36	15	M6
	6202					35		29	11	h+22	44	30	17	
	6903				17	30	+0.021 0	27	7	h+19	42	30	13	
	6003					35	+0.025 0	31	10	h+22	50	36	16	
	6203					40		34	12	h+24	48	36	20	
	6904		40 50 60	40–60	20	37		34	9	h+23	45	31	15	
	6004					42		36	12	h+25	54	38	19	M8
	6204					47		40	14	h+28	60	44	20	
	6005				25	47		41	12	h+28	62	46	19	
	6205		50 80	50–80		52	+0.030 0	45	15	h+31	70	50	22	M10
	6006				30	55		48	13	h+32	74	54	20	
	6206					62		55	16	h+36	82	62	23	

*No. 623, 624, 605 and 606 are not available for VV (Non-contact Sealed).

Bearing No.	Available Types									
	h Selectable					h Configurable				
	BGBKB	BGBK	BGBKA	BGBKSA	BGBKS	BGBFB	BGBF	BGBFA	BGBFSA	BGBFS
623	•	•	•	—	—	•	•	•	—	—
624	•	•	•	—	—	•	•	•	—	—
605	•	•	•	—	—	•	•	•	—	—
625	•	•	•	—	—	•	•	•	—	—
606	•	•	•	•	•	•	•	•	•	•
626	•	•	•	•	•	•	•	•	•	•
608	•	•	•	•	•	•	•	•	•	•
628	•	•	•	•	•	•	•	•	•	•
6900	•	•	•	•	•	•	•	•	•	•
6000	•	•	•	•	•	•	•	•	•	•
6200	•	•	•	•	•	•	•	•	•	•
6901	•	•	•	•	•	•	•	•	•	•
6001	•	•	•	•	•	•	•	•	•	•
6201	•	•	•	•	•	•	•	•	•	•
6902	•	•	•	•	•	•	•	•	•	•
6002	•	•	•	•	•	•	•	•	•	•
6202	•	•	•	•	•	•	•	•	•	•
6903	•	•	•	•	•	•	•	•	•	•
6003	•	•	•	•	•	•	•	•	•	•
6203	•	•	•	•	•	•	•	•	•	•
6904	•	•	•	•	•	•	•	•	•	•
6004	•	•	•	•	•	•	•	•	•	•
6204	•	•	•	•	•	•	•	•	•	•
6005	•	•	—	—	—	•	•	—	—	—
6205	•	•	—	—	—	•	•	—	—	—
6006	•	•	—	—	—	•	•	—	—	—
6206	•	•	—	—	—	•	•	—	—	—

Part Number Example

Part Number			- h
Type	Bearings	Seal	
BGBK	6000	VV	- 30
BGBFS	6204	ZZ	- 55

Part Number Alterations

Part Number	- L	- (KKC / NA / KCC)
BGBF6000ZZ	- 40	- KKC

Alterations	C Chamfer	Bearings, Retaining Rings Not Assembled	C2 Chamfer
Code	KKC	NA	KCC
Spec.	C chamfer (45°) is done on both top edge corners. **Ordering Code:** KKC d / KKC: 3–8 / 5; 10–20 / 10; 25, 30 / 12 Available for h Configurable Type only	Bearing and retaining ring are shipped unassembled to the housing.	C2 chamfered is done on the top edge surface.

Bearings with Housings

Bottom Mount Double Bearings, Unretained

Bearings with Housings – Bottom Mount Double Bearings, Unretained

RoHS 10

Type			Material		Surface Treatment
h Selectable	h Configurable	T, h Configurable	Bearings	Housing	Housing
BGBWB	BGBWFB	BGBWTB	Steel	1045 Carbon Steel or Equivalent	Black Oxide
BGBW	BGBWF	BGBWT			Electroless Nickel Plating
BGBWA	—	BGBWTA		2000 Series Aluminum Alloy	Clear Anodize
BGBWSA	—	—	Stainless Steel		
BGBWS	—	—		304 Stainless Steel or Equivalent	—

* Bearings with Rubber Seals (VV and DD) are all made of steel.

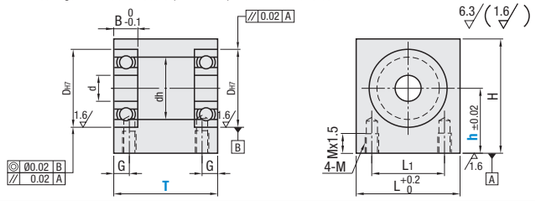

Part Number				h		d	D_{H7}	Tolerance	dh	B	H	L	L_1	G	M (Coarse Thread)
Type	Bearing No.	Seal	Selection	1 mm Increment Range(1)	Range(2)	Selection	Config. 1 mm Inc.								
h Selectable BGBWB BGBW BGBWA BGBWSA BGBWS	623	ZZ Double Shielded; *VV Non-Contact Sealed Rubber Seal; DD Contact Sealed Rubber Seal	20 30	19–29	31–40	15 20 25	15–30	3	10	+0.015 0	7	4	h+9	20	10	5	M4
	624		20 30					4	13	+0.018 0	9	5	h+11	22	14		
	605		20 30					5	14		10	5	h+11	24	16		
	625		25 30	19–29	31–50	20 25 30	20–30		16		12	5	h+12	28	16		
	606		25 35	23–34	36–50			6	17		13	6	h+13	34	22	6	M5
	626		25 35						19	+0.021 0	15	6	h+14	36	24		
	608		25 35					8	22		18	7	h+15	38	26		
	628		25 35			25 30	25–30		24		20	8	h+16	34	22		
	6900		25 40	23–39	41–50	25 30 40	25–40	10	22		19	6	h+15	32	20		
	6000		25 40						26		22	8	h+17	38	26		
	6200		30 40						30		24	9	h+19	40	28		
	6901		25 40					12	24		21	6	h+16	36	24		
	6001		25 40						28		24	8	h+18	40	28		
	6201		30 40	23–39	41–60				32	+0.025 0	26	10	h+20	42	30		
h Configurable BGBWFB BGBWF	6902		25 50	23–49	51–60	30 40 50	30–50	15	28	+0.021 0	25	7	h+18	42	30		
	6002		30 50	26–49	51–60				32	+0.025 0	28	9	h+20	50	36	7	M6
	6202		35 50						35		29	11	h+22	44	30		
	6903		25 50					17	30	+0.021 0	27	7	h+19	42	30		
	6003		30 50						35	+0.025 0	31	10	h+22	50	36		
	6203		35 50	26–49	51–70				40		34	12	h+24	48	36		
	6904		35 50			40 50 60	40–60	20	37		34	9	h+23	45	31		
	6004		40 50	31–49	51–80				42		36	12	h+25	54	38	8	M8
	6204		45 50						47		40	14	h+28	60	44		
	6005		40 60	31–59	61–80			25	47		41	12	h+28	62	46		
	6205		45 60	39–59	61–90	50 80	50–80		52	+0.030 0	45	15	h+31	70	50	10	M10
	6006		40 60					30	55		48	13	h+32	74	54		
	6206		50 60	39–59	61–100				62		55	16	h+36	82	62		

*No. 623, 624, 605 and 606 are not available for VV (Non-contact Sealed).

Bearing No.	Available Types									
	h Selectable					h Configurable		T, h Configurable		
	BGBWB	BGBW	BGBWA	BGBWSA	BGBWS	BGBWFB	BGBWF	BGBWTB	BGBWT	BGBWTA
623	•	•	•	—	—	—	—	—	—	—
624	•	•	•	—	—	—	—	—	—	—
605	•	•	•	—	—	—	—	—	—	—
625	•	•	•	—	—	—	—	—	—	—
606	•	•	•	•	•	•	•	•	•	•
626	•	•	•	•	•	•	•	•	•	•
608	•	•	•	•	•	•	•	•	•	•
628	•	•	•	•	•	•	•	•	•	•
6900	•	•	•	•	•	•	•	•	•	•
6000	•	•	•	•	•	•	•	•	•	•
6200	•	•	•	•	•	•	•	•	•	•
6901	•	•	•	•	•	•	•	•	•	•
6001	•	•	•	•	•	•	•	•	•	•
6201	•	•	•	•	•	•	•	•	•	•
6902	•	•	•	•	•	•	•	•	•	•
6002	•	•	•	•	•	•	•	•	•	•
6202	•	•	•	•	•	•	•	•	•	•
6903	•	•	•	•	•	•	•	•	•	•
6003	•	•	•	•	•	•	•	•	•	•
6203	•	•	•	•	•	•	•	•	•	•
6904	•	•	•	•	•	•	•	•	•	•
6004	•	•	•	•	•	•	•	•	•	•
6204	•	•	•	•	•	•	•	•	•	•
6005	•	•	—	—	—	•	•	•	•	—
6205	•	•	—	—	—	•	•	•	•	—
6006	•	•	—	—	—	•	•	•	•	—
6206	•	•	—	—	—	•	•	•	•	—

Part Number Example

Part Number			- T - h
Type	Bearings	Seal	
BGBW	6000	ZZ	- 25 - 30

Part Number Alterations

Part Number	- T - h	- (KKC / NA / KCC)
BGBWF6000ZZ	- 25 - 35	- NA

Alterations	C Chamfer	Bearings Not Assembled	C2 Chamfer
Code	KKC	NA	KCC
Spec.	C chamfer (45°) is done on both top edge corners. **Ordering Code:** KKC 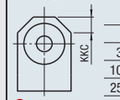 d / KKC: 3–8 / 5; 10–20 / 10; 25, 30 / 12 Available for h Configurable Type only	Bearings are shipped unassembled to the housing.	C2 chamfer is done on the top edges.