Heavy Load Slide Rails (Load Rating: 355N–843N/2 pcs)

Three-Step Steel Telescoping Rails

Heavy Load – Three-Step Telescoping Slide Rail

RoHS10

SRR36 (Lock Mechanism)

Load Rating: **355 ~ 623 N/2 pcs** Rail Disassembly: **Possible**

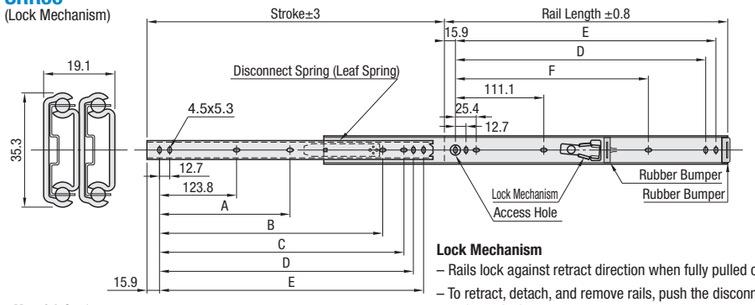

Lock Mechanism
– Rails lock against retract direction when fully pulled out.
– To retract, detach, and remove rails, push the disconnect spring to lock.
– For internal mechanism, please see **P.703**.

Material: Steel
Surface Treatment: Bright Chromate (Trivalent Chromium)

Part Number Type	Part Number No.	Rail Length	Stroke	A	B	C	D	E	F	Load Rating (N/2 Pcs)
SRR36	12	305	327.2	—	—	—	260.3	273	—	623
	14	356	377.9	—	—	298.4	311.1	323.8	—	586
	16	406	428.7	—	—	349.2	361.9	374.6	250.8	555
	18	457	479.5	212.7	—	400	412.7	425.4	301.6	516
	20	508	530.3	238.1	365.1	450.8	463.5	476.2	352.4	476
	22	559	581.2	263.5	415.9	501.6	514.3	527	403.2	444
	24	610	631.9	288.9	466.7	552.4	565.1	577.8	454	413
	26	660	682.7	314.3	517.5	603.2	615.9	628.6	504.8	382
	28	711	733.5	339.7	568.3	654	666.7	679.4	555.6	355

Use M4 Recessed Truss Machine Screws **(P.2422)** or Recessed Binding Head Screws **(P.2423)** to mount rails.

Heavy Load – Three-Step Telescoping Detachable Slide Rail

RoHS10

SRH150
SRRH150 (Detachable)

Load Rating: **608 ~ 843 N/2 pcs** Rail Disassembly: **Not Possible**

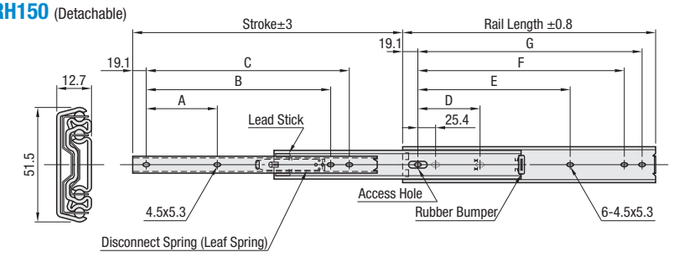

Drawing is for SRRH150 Type.

Material: Steel
Surface Treatment: Bright Chromate (Trivalent Chromium)

Part Number Type	Part Number No.	Rail Length	Stroke	SRH150 A	SRH150 B	SRRH150 A	SRRH150 B	C	D	E	F	G	Load Rating (N/2 Pcs)
SRH150 / SRRH150 Detachable	12	305	330.2	76.2	177.8	76.2	-	254	76.2	190.5	241.3	266.7	843
	14	356	381	101.6	203.2	127	-	304.8	88.9	215.9	292.1	317.5	814
	16	406	431.8	127	228.6	152.4	317.5	355.6	127	241.3	342.9	368.3	765
	18	457	482.6	127	279.4	177.8	368.3	406.4	127	292.1	393.7	419.1	726
	20	508	533.4	152.4	304.8	152.4	419.1	457.2	152.4	317.5	444.5	469.9	706
	22	559	584.2	177.8	330.2	177.8	469.9	508	177.8	342.9	495.3	520.7	686
	24	610	635	177.8	381	177.8	520.7	558.8	177.8	393.7	546.1	571.5	657
	26	660	685.8	203.2	406.4	203.2	571.5	609.6	203.2	419.1	596.9	622.3	628
	28	711	736.6	228.6	431.8	228.6	622.3	660.4	228.6	444.5	647.7	673.1	608

SRH150 Rails can not be pulled apart. SRRH150 can be pulled apart by pushing the disconnect spring.
Use M4 Recessed Truss Machine Screws **(P.2422)** or Recessed Binding Head Screws **(P.2423)** to mount rails.

Part Number Example

Part Number
SRR3620
SRH15012
SRRH15028

Heavy Load Slide Rails (Load Rating: 355N–1120N/2 pcs)

Three-Step Stainless Steel Telescopic Rails

Heavy Load – Three-Step Stainless Steel Telescopic Rails

RoHS10

SSRR36 (Lock Mechanism)

Load Rating: **355 ~ 623 N/2 pcs** Rail Disassembly: **Possible**

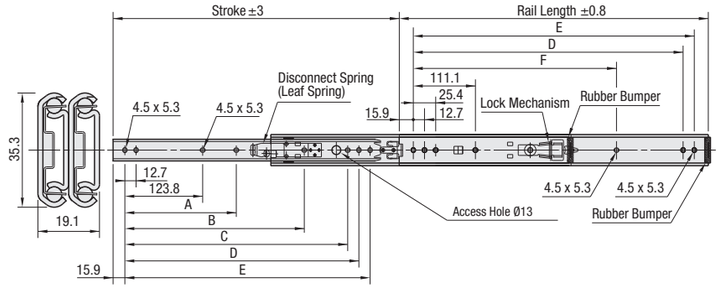

Lock Mechanism
– Rails lock against retract direction when fully pulled out.
– To retract, detach, and remove rails, push the disconnect spring to lock.
– For internal mechanism, please see **P.703**.

Material: Rail 304 Stainless Steel
Ball 440C Stainless Steel

Part Number Type	Part Number No.	Rail Length	Stroke	A	B	C	D	E	F	Load Rating (N/2 Pcs)
SSRR36	30	300	322.3	—	—	—	255.5	268.2	—	623
	35	350	372.3	—	—	292.8	305.5	318.2	—	586
	40	400	422.3	—	—	342.8	355.5	368.2	244.4	555
	45	450	472.3	205.5	—	392.8	405.5	418.2	294.4	516
	50	500	522.3	230.5	357.1	442.8	455.5	468.2	344.4	475
	55	550	572.3	255.5	407.1	492.8	505.5	518.2	394.4	444
	60	600	622.3	280.5	457.1	542.8	555.5	568.2	444.4	413
	65	650	672.3	305.5	507.1	592.8	605.5	618.2	494.4	382
	70	700	722.3	330.5	557.1	642.8	655.5	668.2	544.4	355

Use M4 Hex Socket Button Screws **(P.2388)** or Cross Recessed Pan Head Screws **(P.2421)** to mount rails.

Part Number Example

Part Number
SSRR3630

Application Example

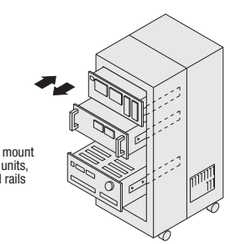

First, separate the rails and mount each rail on the installation units, then reattach the separated rails to the mounted rails.