

Linear Guides for Medium Load

With Dowel Hole / Normal Clearance

Linear Guides for Medium Load – With Dowel Hole
Normal Clearance

ⓘ Blocks and rails are not sold as separate items. Normal Clearance Type has guaranteed radial clearances and accuracies as sets of blocks and rails.

RoHS10

Block Standard	Type		MX (Lubrication Units)	L Dimension	Number of Blocks	Material Hardness
	Medium Load	Heavy Load				
Standard	SVRN	SXRN	Blank: None -MX: Provided	Selectable	1	Carbon Steel 58 HRC min.
	SV2RN	SX2RN			2	
	SVRNL	SXRNL			1	
	SV2RNL	SX2RNL			2	

Heat Resistant Temperature: -20~80°C

Medium Load

Heavy Load

Dimension Diagram of Blocks with MX (Lubrication Units)

Medium Load

Heavy Load

Medium and Heavy Load

ⓘ For L Dimension Configurable Type, G dimensions differ from those shown in the table below. For details, see P.608.

Features: MISUMI original specifications with dowel holes. Requires less time for assembly and has better repeatability.

Lubrication Units **MX New**
Provides long term maintenance-free operation.

Precautions for Use

- ⓘ Blocks are equipped with retainers to prevent balls from falling out. For proper block handling, P.602.
- ⓘ Radial clearances and accuracies are not guaranteed if the blocks and rails are interchanged from the original set combinations.
- ⓘ Straight grooves are provided on datum planes. Be sure to match the datum lines when using.
- ⓘ Rails cannot be connected end to end.
- ⓘ The accuracy of Linear Guides is guaranteed after mounting the rail (fastening screws on the rail and pushing it onto the datum plane). Minor bending of the rail will be adjusted after being mounted and will not affect the performance.

Others

- Filled with Lithium soap based grease (Alvania Grease S2 by Showa Shell Sekiyu K.K).
- Grease Fittings: Straight Type for H24 and Angled Type for H28 and H33.
- Grease Fitting is screw-in type, and thus, can be repositioned.
- For Operating Life Calculation P.604, or by using our free software at, http://www.misumiusa.com/lg-bs_software/

	Part Number		Block Dimensions													Guide Rail Dimensions												
	Type	MX	H	L	W	L ₁		B	S x ℓ	L ₂	K	T	Cb	Grease Fittings			Dowel Hole Dimensions				H ₁	W ₁	W ₂	Ca	Counterbored Holes		F	G
						Mounting Holes	E							T ₁	N	Øa	F	P	ℓ ₁	d ₁					d ₂ x h			
Medium Load	1 Block SVRN 2 Blocks SV2RN SVRNL SV2RNL	Blank: None	24	100-1480 (160)	34	41	50.6	26	M4 x 7	25	20	7	0.85	M5 x P0.8	6	5	17	3	—	—	4	12.5	15	9.5	0.5	3.5 x 6 x 4.5	60	20
			28	160-1960 (220)	42	47	56.6	32	M5 x 8	27.6	22.5	7.5	1	M6 x P0.75	13	6	21	4	—	—	5	15.5	20	11	0.6	6 x 9.5 x 8.5	60	20
			33	—	48	59	68.6	35	M6 x 9	37	26.5	8	1	M6 x P0.75	13	6.8	24	4	—	—	5	18	23	12.5	0.8	7 x 11 x 9	60	20
Heavy Load	1 Block SXRN 2 Blocks SX2RN SXRNL SX2RNL	-MX: With MX	24	100-1480 (220)	34	57	66.6	26	M4 x 7	41	20	7	0.85	M5 x P0.8	6	5	17	3	4	24	4	12.5	15	9.5	0.5	3.5 x 6 x 4.5	60	20
			28	160-700 (220)	42	67	76.6	32	M5 x 7.5	47.6	22.5	7.5	1	M6 x P0.75	13	6	21	4	5	28	5	15.5	20	11	0.6	6 x 9.5 x 8.5	60	20
			33	160-700 (280)	48	83	92.6	35	M6 x 9	61	26.5	8	1	M6 x P0.75	13	6.8	24	4	5	35	5	18	23	12.5	0.8	7 x 11 x 9	60	20

ⓘ L Dimension: Dimensions in () are for the minimum rail length of the 2-Block Type.

Part Number Example

Part Number	-	L
SVRN28	-	880
SVRN-MX28	-	880 (With Lubrication Units)
RVN28	-	880 (Low Temperature Black Chrome Plating)
SVRN28L	-	880 (L Type Greased)
SVRN28G	-	880 (G Type Greased)

Low Temperature Black Chrome Plating and various Grease types available as alternative (Except Blocks with Lubrication Units).

Linear Guides for Medium Load

With Dowel Hole / Normal Clearance, *continued*

Part Number Alterations

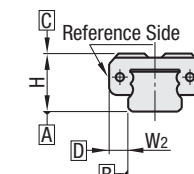
Part Number: **SVRN28** - **880** - **TMC**

Alterations	Code	Specifications								
TMS: Tapped Hole Machining + 2 Stopper Plates	TMS TMC	Adds tapped holes on both rail ends to avoid block fall-off.								
TMC: Tapped Hole Machining Only		<p>M3 x P0.5 Depth 5 Tapped Hole For Stopper Plates Details P.685. ⓘ Applicable to Carbon Steel Type only.</p>								
Rail Ends Cut	Left End Cut LLC	Rail ends cut.								
	Right End Cut RLC	Ordering Code: LLC								
		<table border="1"> <thead> <tr> <th>H</th> <th>L Cut</th> <th>N</th> </tr> </thead> <tbody> <tr> <td>24</td> <td rowspan="3">10</td> <td rowspan="3">10</td> </tr> <tr> <td>28</td> </tr> <tr> <td>33</td> </tr> </tbody> </table> <p>ⓘ Applicable to Selectable Type only. ⓘ Cutting will shorten overall length. ⓧ Not applicable to H dimension 24 and L dimension 100.</p>	H	L Cut	N	24	10	10	28	33
H	L Cut	N								
24	10	10								
28										
33										
3-Block Specifications	B3	Add 2 Blocks to 1-block product to ship as 3-block separate item. Selection Example: SXRN24-400-B3								
4-Block Specifications	B4	Add 3 Blocks to 1-block product to ship as 4-block separate item. Selection Example: SXRN24-400-B4								

Preload & Accuracy Standards

Normal Clearance Type

Radial Clearance (µm)	
H24	-4+2
H28	-5+2
H33	-6+3



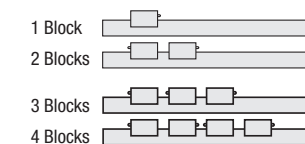
Dimension Accuracy (µm)		Standard Grade
Height H Tolerance		±100
Pair Variation of Height H		20
Width W ₂ Tolerance		±100
Pair Variation of Width W ₂		20
Running Parallelism of Plane C against Plane A		30
Running Parallelism of Plane D against Plane B		Refer to P.602

Selectable Shortest Rail Length for B3/B4

H	Medium Load		Heavy Load	
	B3 (3-Block)	B4 (4-Block)	B3 (3-Block)	B4 (4-Block)
24	280	340	340	400
28	340	400	400	460
33	340	400	400	520

Position of Grease Fitting

(Reference plane on the front side)

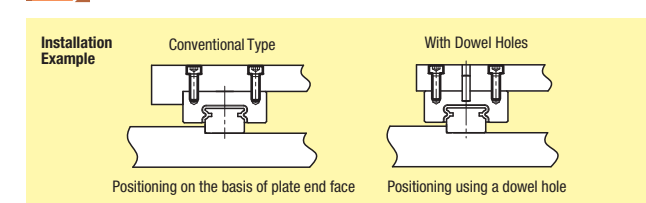


kgf=Nx0.101972

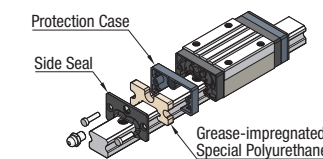
	H	Basic Load Rating		Allowable Static Moment		Mass		
		C (Dynamic) kN	C ₀ (Static) kN	M _A , M _s N-m	M _c N-m	Block kg		Guide Rails kg/m
						Standard	Wide	
Medium Load	24	5.0	8.23	33	57	0.15	0.20	1.5
	28	7.2	12.1	58	135	0.20	0.25	2.4
	33	11.7	19.6	109	225	0.30	0.40	3.4
Heavy Load	24	8.6	14.2	69	98	0.20	0.25	1.5
	28	12.5	21.3	155	232	0.30	0.35	2.4
	33	20.2	34.5	275	393	0.45	0.60	3.4



Application Example



Lubrication Units **MX**



Blocks with Lubrication Units MX provide long term maintenance-free operation. Reduces maintenance cost. Most suitable where the design does not allow access for additional lubrication. For details, see P.599.