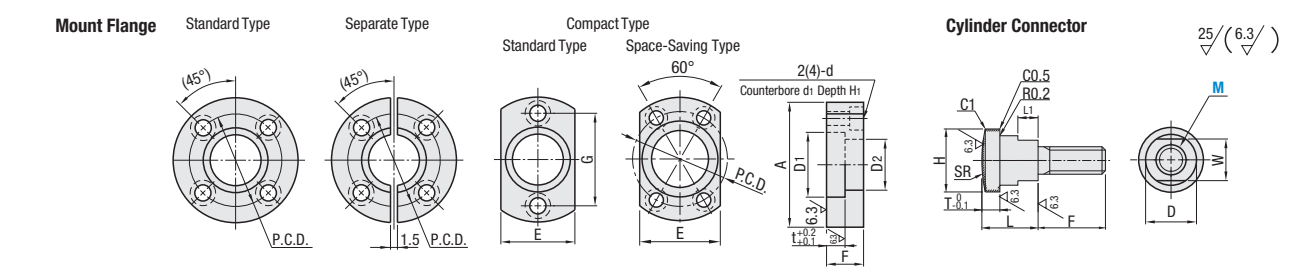


Floating Joints

Mount Flange, Cylinder Connector (Threaded) Sets Standard Type / Space-Saving Type



Shape	Type									Material	Hardness		Surface Treatment
	Set			Connector Only			Flange Only				Mount Flange	Cylinder Connector	
Standard	FJMA	FJMB	FJMC	FJCNF	FJCNR	FJA-H	FJB-H	FJC-H	1045 Carbon Steel or Equivalent	40HRC~	Section from 45 HRC Induction Hardened	Black Oxide	
	FJMAS	FJMBS	FJMCS	FJCNFS	FJCNRS	FJAS-H	FJBS-H	FJCS-H	440C Stainless Steel or Equivalent	45HRC~		—	
Space Saving	FJUMA	FJUMB	FJUMC	FJUNF	—	FJUA-H	FJUB-H	FJUC-H	1045 Carbon Steel or Equivalent	40HRC~	—	Black Oxide	
	FJUMAS	—	FJUMCS	FJUNFS	—	FJUAS-H	FJUBS-H	FJUCS-H	440C Stainless Steel or Equivalent	45HRC~	—	—	



Standard Type

Part Number	Mount Flanges											Cylinder Connector											
	Type	M	A	D ₁	D ₂	t	F	P.C.D.	d	d ₁	H ₁	E	G	MxPitch	F	L	D	H	T	W	L ₁	SR	
Standard FJMA FJMAS	3													3x0.5	5		14	12	17	5	10	6	40
	4	42	18	13	5	10	30	4.5	8	5	24	30		4x0.7	6								
	5													5x0.8	7		16	14	19	6	12	8	50
	6	48	20	15	6	12	34	6	9.5	5.5	28	34		6x1.0	10								
Separate FJMB FJMBS	8	51	24	17		16	37	7	11	6	30	37		8x1.25	12		20	16	23	8	14	10	60
	10	54	28	21	8	16	40				32	40		10x1.5	15		20	20	27		17		
	12	70	36	27	10	20	52	10	14	8	42	52		12x1.75	16		25	25	34	10	22	12	100
	16	90	46	35	12	24	68	12	17.5	10	54	68		16x2.0	18		30	32	43	12	27	15	100
Compact FJMC FJMCS	20													20x2.5	25		55	40	52	15	32	18	200
	22	106	56	44	15	30	80	14	20	12	66	80		22x2.5	28								

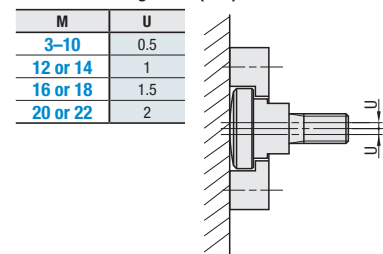
④ 440C Stainless Steel or Equivalent Hardened Type may be discolored due to hardening.

Space Saving

Part Number	Mount Flanges											Cylinder Connector											
	Type	M	A	D ₁	D ₂	t	F	P.C.D.	d	d ₁	H ₁	E	G	MxPitch	F	L	D	H	T	W	L ₁	SR	
Standard FJUMA	5	34	17	13		5	11	24						5x0.8	10		14	12	16		10	3	50
	6													6x1.0	13								
Separate FJUMB	8	40	23	17				30	4.5	8	5			8x1.25	15		15	16	22	5	13	4	60
	10													10x1.5	18								
Compact FJUMC FJUMCS	12	52	32	24	5.5	12	40	6	9.5	5.5	34			12x1.75	22		16	22	30	5.5	19		
	16	62	39	31	8	16	48	7	11	6	41			16x2.0	30		20	28	36	8	21	4	100
	20													20x2.5	32		25	32	42	10	26	5	200
	22	74	46	36	10	20	58	10	14	8	48			22x2.5	35								

- ④ 440C Stainless Steel or Equivalent Hardened Type may be discolored due to hardening.
- ① Space Saving Type is a special floating joint for air cylinders.
- ① For Feature of Floating Joint (for Space Saving type), refer to Backing Plates (P.3623).

Allowable Misalignment (mm)

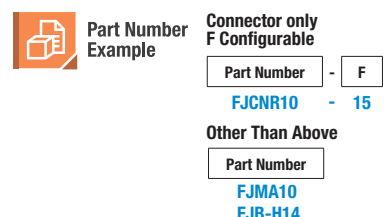


Cylinder Connector

Part Number	F	
	Type	Selectable
Standard F Fixed FJCNF FJCNFS	3	5-8
	4	5-10
	5	5-12
	6	6-18
	8	10-25
	10	10-25
F Configurable FJCNR FJCNRS	12	12-36
	16	15-40
	20	20-60
	22	—

Part Number Alterations

Alteration	Part Number	
	Flange Cut	Undercut Processing
Code	AWC	NC
Spec.	Cuts four sides of the flange. ① Available to BPFA, BPFAS only.	Machines an undercut at the base of threads. ① Applicable to FJCNR and FJCNRS only.



Backing Plates

Feature: The Backing Plates prevent the moving parts from getting scratched, based on the operation of the connector

Shape	Type				Material	Hardness	Surface Treatment
	Standard		Compact				
Standard	BPFA	BPFUA	BPFC	BPFUC	1045 Carbon Steel or Equivalent	40HRC~	Black Oxide
	BPFAS	BPFUAS	BPFCS	BPFUCS	440C Stainless Steel or Equivalent	45HRC~	—
Space-Saving	BPUA	—	BPUC	BPUUC	1045 Carbon Steel or Equivalent	40HRC~	Black Oxide

Floating Joint (For Standard Shape Type) Backing Plates

Part Number	Type	No.	A	P.C.D.	E	G	K	Available Types																
								Standard				Thin												
Standard Type BPFA BPFAS	Standard	3																						
		4	42	30	24	30	4.5																	
		5																						
		6	48	34	28	34	6																	
		8	51	37	30	37	7																	
		10	54	40	32	40																		
		12																						
		14	70	52	42	52	10																	
		16																						
		18	90	68	54	68	12																	
Compact Type BPFC BPFCS	Thin	20																						
		22	106	80	66	80	14																	
		24																						
		26	116	86	78	86																		
		30	134	104	80	104	18																	

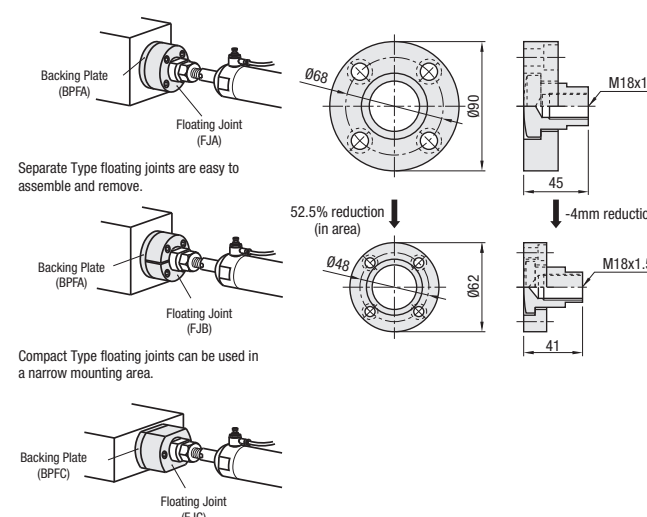
- ④ 440C Stainless Steel or Equivalent Hardened Type may be discolored due to hardening.
- ① For floating joints M36, the applicable backing plate is No. 30. ① No. corresponds to the M of the floating joint with flange.

Floating Joint (for Space-Saving Shape Type) Backing Plates

Part Number	Type	No.	A	P.C.D.	E	K																		
							Standard Type BPUA	Standard	5															
6	34	24	22	4.5																				
8																								
10	40	30	25																					
12																								
14	52	40	34	6																				
16																								
18	62	48	41	7																				
20																								
22	74	58	48																					
Compact Type BPUC	Thin	24	80	64	54	10																		
		26																						
		30	90	74	64																			



Application Example



Part Number Alterations

Alteration	Part Number	
	Flange Cut	Undercut Processing
Code	AWC	NC
Spec.	Cuts four sides of the flange. ① Available to BPFA, BPFAS only.	Machines an undercut at the base of threads. ① Applicable to FJCNR and FJCNRS only.

Check out misumiusa.com for the most current pricing and lead time.