
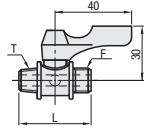

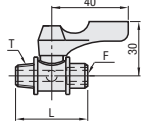

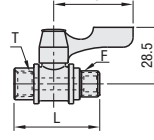

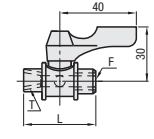

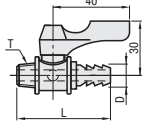

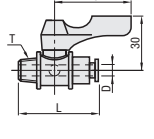


# Compact Ball Valves

<b>PT Threaded / PF Threaded</b> 	<b>BBPF</b> 
<b>PT Threaded / PF Tapped</b> 	<b>BBPT</b> 
<b>PT Tapped / PF Threaded – Straight Type</b> 	<b>BBPW</b> 
<b>PT Tapped / PF Tapped</b> 	<b>BBFF</b> 
<b>PT Threaded / Hose Connection</b> 	<b>BBPH</b> 
<b>PT Threaded / Tube Connection</b> 	<b>BBPC</b> 

Be sure to use valves in fully open or close conditions.

Part Number		Handle Color	T	F	L
Type	No.		R (PT)	G (PF)	
BBPF	11F	Not Specified (Orange) B (Black) W (White) Y (Yellow) BL (Blue)	1/8	1/8	43
	12F		1/8	1/4	
	21F		1/4	1/8	
	22F		1/4	1/4	
	23F		1/4	3/8	
	32F		3/8	1/4	
	33F		3/8	3/8	
	34F		3/8	1/2	
	43F		1/2	3/8	
	44F		1/2	1/2	

Part Number		Handle Color	T	F	L
Type	No.		R (PT)	G (PF)	
BBPT	11F	Not Specified (Orange) B (Black) W (White) Y (Yellow) BL (Blue)	1/8	1/8	43
	12F		1/8	1/4	
	21F		1/4	1/8	
	22F		1/4	1/4	
	32F		3/8	1/4	
	43F		3/8	3/8	

Part Number		Handle Color	T	F	L
Type	No.		RC (PT)	G (PF)	
BBPW	11F	Not Specified (Orange) B (Black) W (White) Y (Yellow) BL (Blue)	1/8	1/8	43
	22F		1/4	1/4	
	33F		3/8	3/8	

Part Number		Handle Color	T	F	L
Type	No.		RC (PT)	G (PF)	
BBFF	11F	Not Specified (Orange) B (Black) W (White) Y (Yellow) BL (Blue)	1/8	1/8	43
	12F		1/8	1/4	
	21F		1/4	1/8	
	22F		1/4	1/4	
	33F		3/8	3/8	

Part Number		Handle Color	Applicable Hose Inner Dia. (mm)	T	D	L
Type	No.			R (PT)		
BBPH	61	Not Specified (Orange) B (Black) W (White) Y (Yellow) BL (Blue)	6	1/8	7	56
	93			3/8	10.5	
	124			1/2	14	

Part Number		Handle Color	D	T	L
Type	No.			R (PT)	
BBPC	61	Not Specified (Orange) B (Black) W (White) Y (Yellow) BL (Blue)	6	1/8	49
	62			1/4	
	81			1/8	
	82			1/4	
	83			3/8	
	102			1/4	
	103			3/8	

### Name of Parts / Material List

Part No.	Name of Parts	Material	Qty.
(1)	Body	Brass (Chrome Plating)	1
(2)	Sockets	Brass (Chrome Plating)	1
(3)	Ball	Brass (Chrome Plating)	1
(4)	Stem	Brass	1
(5)	Sheets	Fluorine Resin	2
(6)	Ring	Brass	1
(7)	ORing	Synthetic Rubber	2
(8)	Handles	Plastic	1
(9)	Screw	Steel	1
(10)	Cap	Plastic	1
(11)	Spring Washer	Steel	1

Features: – Opening and closing are smooth and reliable.  
– Light torque provides easy open/closing by turning its handle 90°. (The diagram shows open condition.)


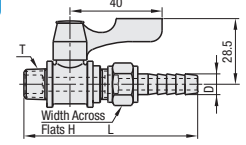

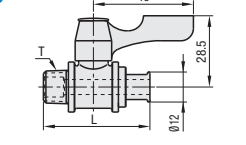

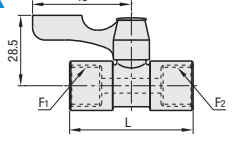

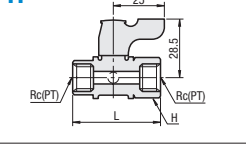

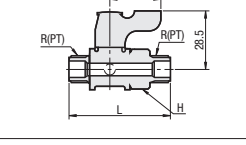

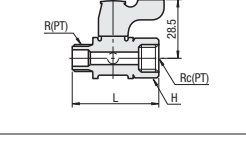

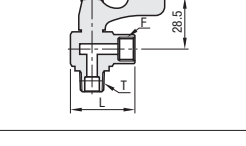

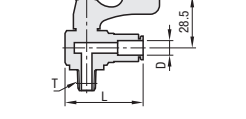
Part Number Example: **BBPC62** - **B**  
**BBPF11F** - **B**

### Specifications

Applicable Fluid	Water, Air, Oil
Operating Temperature Range	-10~80°C (No Freezing)
Normal Operating Pressure	0.98 MPa

# Compact Ball Valves

## Straight / Elbow Type

<b>Straight Type – PT Threaded, Hose Connection</b> 	<b>BBPJ</b> 
<b>Straight Type – PT Threaded, Peacock Type</b> 	<b>BBPP</b> 
<b>Straight Type – PF Tapped / PF Tapped Type</b> 	<b>BBPK</b> 
<b>Straight Type – PT Tapped / PT Tapped</b> 	<b>BBRPTF</b> 
<b>Straight Type – PT Threaded / PT Threaded</b> 	<b>BBRPTM</b> 
<b>Straight Type – PT Threaded / PT Tapped</b> 	<b>BBRPT</b> 
<b>Elbow Type – PT Threaded / PF Tapped</b> 	<b>BBPTL</b> 
<b>Elbow Type – PT Threaded / Tube Connection</b> 	<b>BBPCL</b> 

### Elbow Type Parts & Materials

Part No.	Name of Parts	Material	Qty.
(1)	Body	Brass (Chrome Plating)	1
(2)	Sockets	Brass (Chrome Plating)	1
(3)	Ball	Brass (Chrome Plating)	1
(4)	Stem	Brass	1
(5)	Sheet	Fluorine Resin	2
(6)	Ring	Brass	1
(7)	O-Ring	Synthetic Rubber	2
(8)	Handles	Plastic	1
(9)	Screw	Steel	1
(10)	Cap	Plastic	1

Part Number		Applicable Hose I.D. (mm)	T	D	L	Width Across Flats H
Type	No.		R (PT)			
BBPJ	628	6	1/4	8	75	16
	629		1/4	9		
	93		3/8	10.5		

Part Number		T	L
Type	No.		
BBPP	11F	1/8	43
	22F		
	33F		

Part Number		F <sub>1</sub> G (PF)	F <sub>2</sub> G (PF)	L
Type	No.			
BBPK	22F	1/4	1/4	50
	33F			

Part Number		RC (PT)	L	Wrench Flats H
Type	No.			
BBRPTF	11	1/8	43	17
	22			
	33			

For plumbing to the hex side, hold the valve's hex portion, not its body portion.

Part Number		R (PT)	L	Wrench Flats H
Type	No.			
BBRPTM	11	1/8	50	17
	22			
	33			

For plumbing to the hex side, hold the valve's hex portion, not its body portion.

Part Number		R (PT)	RC (PT)	L	Wrench Flats H
Type	No.				
BBRPT	11	1/8	1/8	43	17
	22				
	33				

For plumbing to the hex side, hold the valve's hex portion, not its body portion.

Part Number		Handle Color	T	F	L
Type	No.		R (PT)	G (PF)	
BBPTL	11F	Not Specified (Orange) B (Black) W (White) Y (Yellow) BL (Blue)	1/8	1/8	37
	22F		1/4	1/4	

Part Number		Handle Color	D	T	L
Type	No.			R (PT)	
BBPCL	61	Not Specified (Orange) B (Black) W (White) Y (Yellow) BL (Blue)	6	1/8	42.3
	62			1/4	
	81			1/8	
	82			1/4	
	102			1/4	

Part Number Example: **BBPTL11F** - **B**