


Duct Boxes

Pipes / Fittings / Hoses / Valves

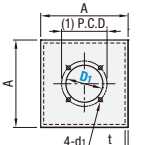


Duct Plumbing Manifold

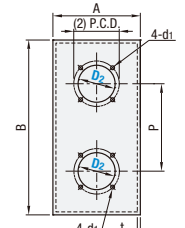
Type		Size	Material
2 Outlets	3 Outlets		
DBXWS	DBXTS	150 x 150 x 300	304 Stainless Steel
DBXWM	DBXTM	200 x 200 x 300	304 Stainless Steel

① d₁ is tapped hole, and nut is welded to the back side.
② There are no holes on other sides than the hole side.

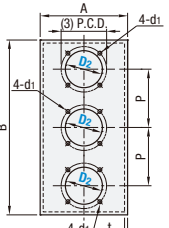
Top View



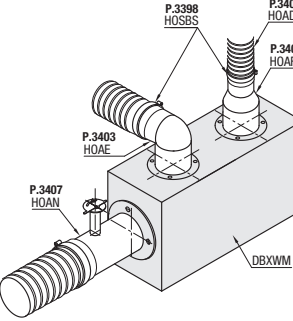
Side View (2 Outlets)



Side View (3 Outlets)



Application Example



Part Number Type	D ₁	D ₂	A	B	D ₁ , D ₂ 1P.C.D.		P		d ₁	t	Available Types			
					2 Outlets	3 Outlets	DBXWS	DBXTS			DBXWM	DBXTM		
150 x 150 x 300 DBXWS (2-Story Type) DBXTS (3-Story Type)	38	38	150	300	38	52	145	98	M6	2	•	•	—	—
	50	50			50	65					—	—	—	
	65	65			65	77.5					—	—	—	
	75	75			75	94					—	—	—	
200 x 200 x 300 DBXWM (2-Story Type) DBXTM (3-Story Type)	38	38	200	300	38	52	145	98	M6	2	—	—	•	•
	50	50			50	65					—	—	—	
	65	65			65	77.5					—	—	—	
	75	75			75	94					—	—	—	
	100	100			100	119					—	—	—	
	113	113			113	134					—	—	—	
125	125	125	148	—	—	—								
150	150	150	173	—	—	—								


Part Number Example

Part Number - D₁ - D₂

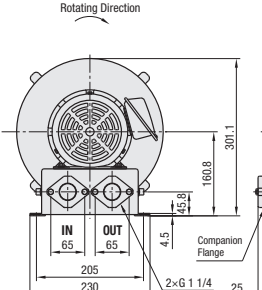
DBXWS - 100 - 50
DBXTM - 113 - 38

① D₂=75, 100 is not available for 3-story Type (DBXTS, DBXTM).

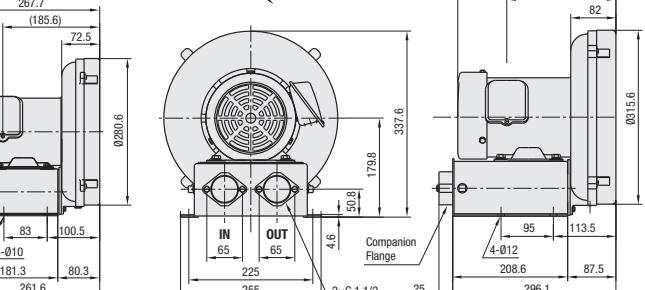
High Pressure Blowers



VBYE



VBYG



Part Number Type	Phases	Power Supply Voltage (V)	Frequency (Hz)	Suction Characteristics					Discharge Characteristics					Max Air Volume (m ³ /min)	Noise dB (A)	Starting Current (A)	Mass (kg)
				Rated Air Volume (m ³ /min)	Static Pressure (kPa)	Static Pressure (kPa)	Output (kW)	Current (A)	Max. Static Pressure (kPa)	Output (kW)	Current (A)						
VBYE	Three-Phase	200	50	0.9	4.4	9.7	0.35	1.8	10.2	0.38	1.9	1.7	58	17.4(50Hz)	19		
			60	1.3	4.4	12.3	0.53	2.2	12.7	0.56	2.3	2.0	62	16.7(60Hz)			
			60	1.2	6.5	11.5	0.63	3.0	12.3	0.7	3.2	2.6	63	22(50Hz)			
VBYG	Three-Phase	200	60	2.0	5.9	13.3	0.90	3.7	13.5	0.9	3.7	3.1	66	20(60Hz)	23		

*For Blower Nozzles (AFTBA), see our online catalog.

Part Number Example

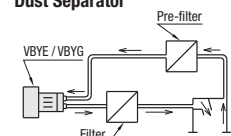
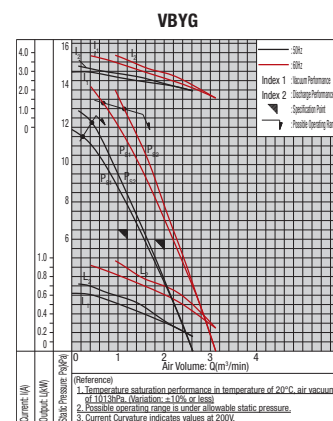
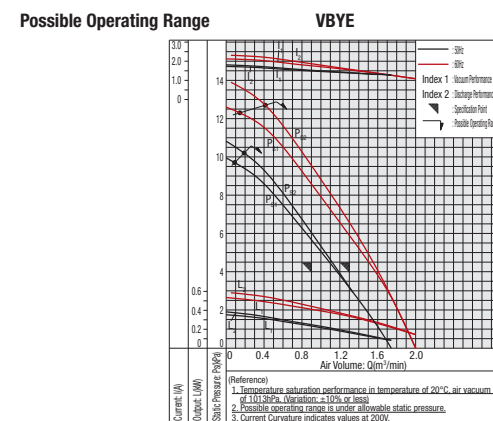
Part Number
VBYE

Specifications

- Environment Temperature and Air Vacuum Temperature: -20~+40°C
- Reference Temperature: 90% or less
- Use only for vacuuming air. Do not use for vacuuming fluid, corrosive and explosive gases.

Application Example


Dust Separator

Ball Valves (Stainless Steel)

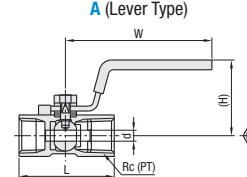
Pipes / Fittings / Hoses / Valves

PT Female / PT Female

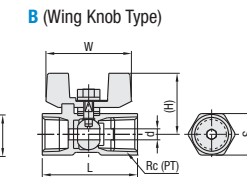


Type	Material		Max. Operating Pressure
	Main Body	Ball Seat	
BRTK	C37700 Brass	Fluororesin containing Glass Fiber	Water, Oil, Air: 4.12MPa
BSFF	CF-8M Stainless Steel Cast	Fluororesin	Water, Oil, Air, Gas: 4.12 MPa Saturated Steam: 1 MPa
BSFFS	CF-8M Stainless Steel Cast		

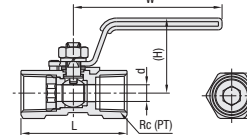
BRTK



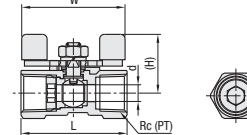
B (Wing Knob Type)



**BSFF
BSFFS**



B (Wing Knob Type)


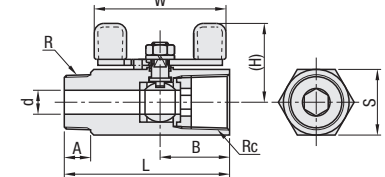


Type	Handle Shape	No.	Rc (PT)	d	S	A Shape			B Shape		
						L	(H)	W	L	(H)	W
BRTK BSFF BSFFS	A (Lever Type) B (Wing Knob Type)	8A	1/4	4.5 (5)	17	39	31 (35)	60 (65)	39	25 (27)	35 (51)
		10A	3/8	6.8 (7)	21	44	36 (39)	70 (68)	44	29	40 (55)
		15A	1/2	9.2	25	56.5 (59)	41 (42)	85 (82)	56.5 (59)	35 (33)	55 (57)
		20A	3/4	12.5	32	59 (60)	44 (45)	85 (82)	59 (60)	39 (38)	55 (57)
		25A	1	16 (15)	38	71 (72)	48 (51)	100	71 (—)	40.8 (—)	69 (—)

① Dimensions in () are for BSFF, BSFFS. ② For BSFF, BSFFS, Handle Shape B / No.25A product is not sold.

PT Male / PT Female

Type	Material	Max. Operating Pressure
BSRC	Body: CF-8M Stainless Steel Cast Ball Seat: Fluoro Resin	Water, Oil, Air, Gas: 4.12 MPa Saturated Steam: 1 MPa

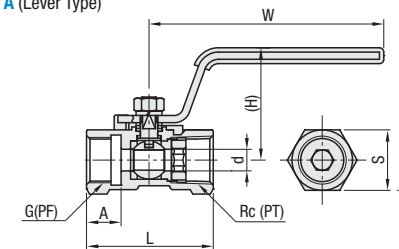



Part Number Type	No.	R, Rc (PT)	d	A	B	S	L	(H)	W
	10A	3/8	7	12	28	21	68	29	55

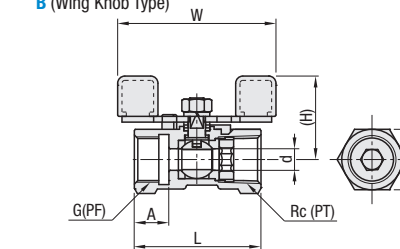
PT Female / PF Female

Type	Material	Max. Operating Pressure	Application
BSGF	Main Body: CF-8M Stainless Steel Cast Ball Seat: Fluororesin	Water, Oil, Air, Gas: 4.12 MPa Saturated Steam: 1 MPa	With Rc (PT) male inlet port and G (PF) male outlet port, it is best suitable for use with a pressure gauge.

A (Lever Type)



B (Wing Knob Type)



Part Number Type	No.	Rc (PT)	G (PF)	L	A	d	S	A Shape		B Shape		
								(H)	W	(H)	W	
BSGF	A (Lever Type)	8A	1/4	1/4	39	11.5	5	17	27	65	27	51
	B (Wing Knob Type)	10A	3/8	3/8	44	12	7	21	39	68	29	55

Part Number Example

Part Number
BRTKA10A