


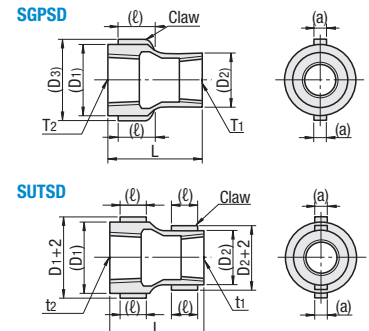
Low Pressure Steel Pipe Fittings (Unequal Size Pipe Threads)

Reducing Sockets / Reducing Nipples / Stepped Elbows / Reducing Tees / Bushings

Pipes / Fittings / Hoses / Valves

Low Pressure Steel Pipe Fittings – Reducing Sockets


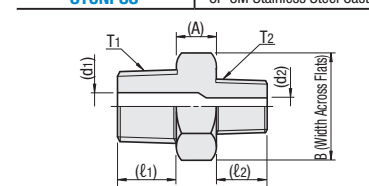
Type	Material	Surface Treatment
SGPSD	FCMB270	Hot Zinc Plating
SUTSD	CF-8 Stainless Steel Cast	—

RoHS10

Low Pressure Steel Pipe Fittings – Reducing Nipples


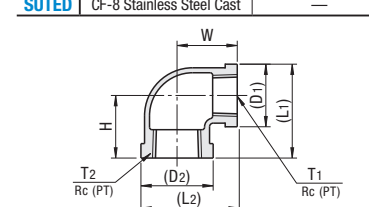
Type	Material
STUNPS	CF-8 Stainless Steel Cast
STUNPSS	CF-8M Stainless Steel Cast

RoHS10

Low Pressure Steel Pipe Fittings – Stepped Elbows


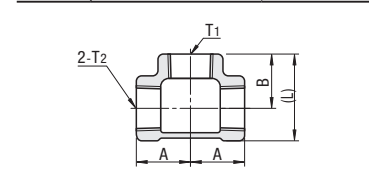
Type	Material	Surface Treatment
SGPED	FCMB270	Hot Zinc Plating
SUTED	CF-8 Stainless Steel Cast	—

RoHS10

Low Pressure Steel Pipe Fittings – Reducing Tees


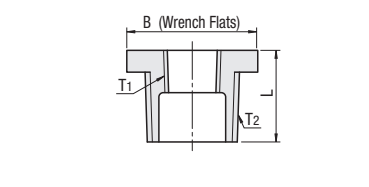
Type	Material	Surface Treatment
SGPPTD	FCMB270	Hot Zinc Plating
SUTPTD	CF-8 Stainless Steel Cast	—

RoHS10

Low Pressure Steel Pipe Fittings – Bushings

Type	Material	Surface Treatment
SGPPB	FCMB270	Hot Zinc Plating
SUTPB	CF-8 Stainless Steel Cast	—

RoHS10

Part Number	RC (PT)		L	(D ₁)	(D ₂)	(D ₃)	(a)	(ℓ)	L	(D ₁)	(D ₂)	(a)	(ℓ)
	T ₁	T ₂		SGPSD						SUTSD			
12	1/8	1/4	25	22	18	—	—	—	25	19	15	4	8
13	1/8	3/8	26	26	18	—	—	—	28	23	19	5	9
23	1/4	3/8	26	23	19	—	—	—	28	23	19	5	9
24	1/4	1/2	34	27	19	—	—	—	34	27	23	5	11
34	3/8	1/2	34	27	23	—	—	—	34	27	23	5	11
36	3/8	3/4	38	33	23	—	—	—	38	33	27	6	12
46	1/2	3/4	38	34	28	38	6	18	38	33	27	6	12
48	1/2	1	43	42	28	46	7	20	42	41	33	6	14
68	3/4	1	43	42	34	46	8	20	42	41	33	6	14

SGPSD12–36 and SUTSD13 have no claws.

Part Number	R (PT)		B	L	(A)	(ℓ ₁)	(ℓ ₂)	(d ₁)	(d ₂)	B	L	(A)	(ℓ ₁)	(ℓ ₂)	(d ₁)	(d ₂)
	T ₁	T ₂			STUNPS							STUNPSS				
12	1/4	1/8	17	33	10	12	11	7	5	16	28	8	12	8	7.5	5
13	3/8	1/8	21	34	10	13	11	9	5	19	29	8	13	8	11	5
23	3/8	1/4	21	35	10	13	12	9	7	19	33	8	13	12	11	7.5
24	1/2	1/4	26	38	10	16	12	13	7	24	36	8	16	12	14.5	7.5
34	1/2	3/8	26	39	10	16	13	13	9	24	37	8	16	13	14.5	11
36	3/4	3/8	32	42	11	18	13	16	9	29	39	8	18	13	20	11
46	3/4	1/2	32	45	11	18	16	16	13	29	42	8	18	16	20	14.5
48	1	1/2	38	48	12	20	16	22	13	36	45	8	21	16	25.5	14.5
68	1	3/4	38	50	12	20	18	22	16	36	47	8	21	18	25.5	20

Part Number	Rc (PT)		(D ₁)	(D ₂)	(L ₁)	(L ₂)	W	H	(D ₁)	(D ₂)	(L ₁)	(L ₂)	W	H
	T ₁	T ₂							SGPED				SUTED	
24	1/4	1/2	19	27	33.5	37.5	24	24	22	30	35	39	24	24
34	3/8	1/2	23	27	36.5	39.5	26	25	26	30	39	40	25	26
36	3/8	3/4	23	33	39.5	44.5	28	28	26	36	41	46	28	28
46	1/2	3/4	27	33	43.5	45.5	29	30	30	36	44	48	30	29
48	1/2	1	27	41	45.5	53.5	33	32	30	44	47	55	32	33
68	3/4	1	33	41	50.5	56	35	34	36	44	52	57	35	34

Part Number	Rc (PT)		(L)	A	B	(L)	A	B
	T ₁	T ₂				SGPPTD		SUTPTD
24	1/4	1/2	37.5	24	24	39	24	24
34	3/8	1/2	38.5	26	25	40	26	25
36	3/8	3/4	44.5	28	28	46	28	28
46	1/2	3/4	46.5	29	30	48	29	30

Part Number	No.	Rc (PT)		L	B
		T ₁	T ₂		
12	12	1/8	1/4	17	17
13	13	1/8	3/8	18	21
14	14	1/8	1/2	21	26
23	23	1/4	3/8	18	21
24	24	1/4	1/2	21	26
26	26	1/4	3/4	24	32
28	28	1/4	1	27	38
34	34	3/8	1/2	21	26
36	36	3/8	3/4	24	32
38	38	3/8	1	27	38
46	46	1/2	3/4	24	32
48	48	1/2	1	27	38
68	68	3/4	1	27	38
610	610	3/4	1 1/4	30	46
810	810	1	1 1/4	30	46
812	812	1	1 1/2	32	54
1012	1012	1 1/4	1 1/2	32	54
1016	1016	1 1/4	2	36	63
1216	1216	1 1/2	2	36	63


No. 1016 and 1216 have octagonal B part. All other parts are hex.

Operating Conditions of Joints

Fluid State	Max. Operating Pressure Mpa
Steam / Air / Gas / Oil: Up to 300°C	1.0
Steam / Air / Oil / Pulsating Water: Up to 200°C	1.4
Static Flow Water: Up to 120°C	2.0

*Pulsating Water is a stream of water that is generated under steady operating conditions and variation of pressure and flow rate occurs in cycles. (Except for transitional change)
 *Static Flow Water is a non-pulsating stream of water.
 *As fittings are cast products, () dimensions such as (D) and (T) are for reference, not guaranteed.

MISUMI: CONFIGURED TO SAVE TIME



<p>STANDARD Off the shelf, stock materials</p> <ul style="list-style-type: none"> - Limited Selection - Compromised Design <p>+ 3D Model + Part Number + Low Cost + Convenient</p>	<p>CUSTOM Customization at a machine shop</p> <ul style="list-style-type: none"> - Create a CAD model - Create a Manufacturing Drawing - Long Quote Time - Setup Charge - Expensive - Long Delivery <p>+ Uncompromised Design</p>	<p>CONFIGURABLE MISUMI offers a 3rd choice combining the best of both</p> <p>MISUMI offers:</p> <ul style="list-style-type: none"> + Convenience + Global Part Number + Unlimited Selection + Low Cost + Uncompromised Design + Reliable Delivery + 3D Model
---	--	---

MISUMI
RAPiD Design
rapiddesign.misumiusa.com

RAPIDLY DESIGN OVER 80 SEXTILLION PART CONFIGURATIONS
 Rapid Design is a free software suite to streamline the design process. InCAD Components is the beginning of the suite and runs alongside SolidWorks®. It allows the user to manipulate MISUMI's configurable components, research pricing, and access technical information—without leaving SolidWorks.

