Low Elasticity Rubber Sheets

HANENITE®

HANENITE® excels in shock and vibration resistance and absorbs energy without rebound. Best suited for receivers for work. For property details, refer to **P.2569**.

Low Elasticity Rubber Sheets – HANENITE®



RoHS10

A Selectable – Square Type

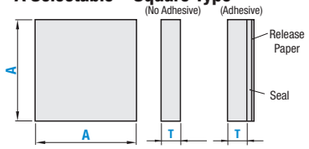

A Dimension Selectable Type		A / B Dimension Configurable Type		Material	Hardness	Color
No Adhesive	Adhesive	No Adhesive	Adhesive			
UNSE	UNSEA	UNSET	UNSETA	Low Elasticity Rubber (HANENITE®GP-35LE)	Shore A35	Black
UNLE	UNLEA	UNLET	UNLETA	Low Elasticity Rubber (HANENITE®GP-60LE)	Shore A53	Black

- HANENITE® is a registered trademark of Naigai Rubber Industry Co., Ltd.
- Adhesive thickness is 0.14–0.2 mm
- Has slightly more stickiness.

A Selectable – Band Type

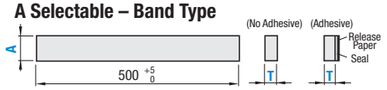

Accuracy Standards

T Tolerance

T	Tolerance
1–3	±0.3
5, 10	±0.4
15–30	±0.5

A / B Tolerance

A / B	Tolerance
200 or Less	±0.5
201–300	±1.0
301–500	±1.5

A / B Configurable – Hole Type

A / B Configuralbe – Standard Type

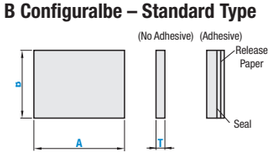

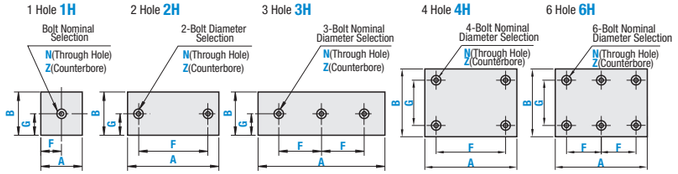

- For Adhesive Type T5 or more, the adhesive tape may tear from the body. Please use it as temporary fixing, or in combination with bolt fixing.
- A / B dimension tolerance has changed. Please refer to the precision standard above.

A Selectable – Square Type

Part Number			A Selection
Type		T	
No Adhesive	Adhesive	15	250
UNSE	UNSEA	20	
UNLE	UNLEA	30	

A Selectable – Band Type

Part Number			A Selection
Type		T	
No Adhesive	Adhesive	1	3
UNSE	UNSEA		5
UNLE	UNLEA	2	10
			20
		3	30
			40
		5	50
			80
		10	100

- L dimension is 500 mm.

A, B Configurable – Standard Type

Part Number		1 mm Increment	
Type	T	A	B
No Adhesive	1	10–350	10–350
UNSET	2		
UNLET	3		
	5		
Adhesive	10		
UNSETA	15	10–250	10–250
UNLETA	20		
	30		

- A≥B≥T

A, B Configurable – Hole Type

Part Number			1 mm Increment (A≥B≥T)		0.5 mm Increment		Bolt Nominal Diameter	
Type	Nominal	T	A	B	F	G	N (Through Hole	Z (Counterbored Hole)
No Adhesive	1H	1	25–350	25–350	9–341 1H, 2H, 4H Type	5–345 1H, 2H, 3H Type	3	—
UNSET		2					4	—
UNLET	2H	3					5	—
	3H	5			9–170 3H, 6H Type	9–341 4H, 6H Type	6	—
Adhesive		10					8	3 4
UNSETA	4H	15	25–250	25–250	9–241 1H, 2H, 4H Type	5–245 1H, 2H, 3H Type	10	4 5 6 8
UNLETA		20						4 5 6 8
	6H	30			9–120 3H, 6H Type	9–241 4H, 6H Type		4 5 6 8 10

- Dimension F Specification Range: For 1H: $d(d_1)/2+2.5 \le F \le A-d(d_1)/2-2.5$, For 2H, 4H: $d(d_1)+5 \le F \le A-d(d_1)-5$, For 3H, 6H: $d(d_1)+5 \le F \le A/2-d(d_1)/2-2.5$.
- Dimension G Specification Range: For 1H, 2H, 3H: $d(d_1)/2+2.5 \le G \le B-d(d_1)/2-2.5$, For 4H, 6H: $d(d_1)+5 \le G \le B-d(d_1)-5$. (d for through holes, d_1 for counterbore.)

Hole Machining Details

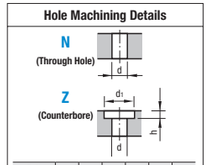

Bolt Nominal	3	4	5	6	8	10
d	3.5	4.5	5.5	6.5	9	12
d1	6.5	8	9.5	11	14	17.5
h	3.5	4.5	5.5	6.5	9	11

There's more on the web: misumiusa.com

Low Elasticity Rubber Sheets

HANENITE®, *continued*

Part Number Example

A Selectable – Square & Band Types

Part Number	-	A
UNSE10	-	100

A, B Configurable - Standard/Hole Type

Part Number	-	A	-	B	-	F	-	G	-	Bolt Nominal
UNSET10	-	110	-	65						
UNSET4H20	-	200	-	150	-	F140	-	G100	-	Z5

A Dimension Selectable – Band Type

Part Number		Available Types A								
Type	T	3	5	10	20	30	40	50	80	100
No Adhesive	1	•	•	•	•	•	•	•	•	•
UNSE	2	•	•	•	•	•	•	•	•	•
Adhesive	3	•	•	•	•	•	•	•	•	•
UNSEA	5	—	•	•	•	•	•	•	•	•
	10	—	—	•	•	•	•	•	•	•
No Adhesive	1	•	•	•	•	•	•	•	•	•
UNLE	2	•	•	•	•	•	•	•	•	•
Adhesive	3	•	•	•	•	•	•	•	•	•
UNLEA	5	—	•	•	•	•	•	•	•	•
	10	—	—	•	•	•	•	•	•	•

A, B Dimension Configurable Type

Part Number		A	Available Types B						
Type	T		10–50	51–100	101–150	151–200	201–250	251–300	301–350
No Adhesive	1	10–50	•	—	—	—	—	—	—
UNSET		51–100	•	•					
		101–150	•	•	•				
Adhesive		151–200	•	•	•	•			
UNSETA		201–250	•	•	•	•	•		
		251–300	•	•	•	•	•	•	
		301–350	•	•	•	•	•	•	•
	2	10–50	•	—	—	—	—	—	—
		51–100	•	•					
		101–150	•	•	•				
		151–200	•	•	•	•			
		201–250	•	•	•	•	•		
		251–300	•	•	•	•	•	•	
		301–350	•	•	•	•	•	•	•
	3	10–50	•	—	—	—	—	—	—
		51–100	•	•					
		101–150	•	•	•				
		151–200	•	•	•	•			
		201–250	•	•	•	•	•		
		251–300	•	•	•	•	•	•	
		301–350	•	•	•	•	•	•	•
	5	10–50	•	—	—	—	—	—	—
		51–100	•	•					
		101–150	•	•	•				
		151–200	•	•	•	•			
		201–250	•	•	•	•	•		
		251–300	•	•	•	•	•	•	
		301–350	•	•	•	•	•	•	•
	10	10–50	•	—	—	—	—	—	—
		51–100	•	•					
		101–150	•	•	•				
		151–200	•	•	•	•			
		201–250	•	•	•	•	•		
		251–300	•	•	•	•	•	•	
		301–350	•	•	•	•	•	•	•
	15	15–50	•	—	—	—	—	—	—
		51–100	•	•					
		101–150	•	•	•				
		151–200	•	•	•	•			
		201–250	•	•	•	•	•		
	20	20–50	•	—	—	—	—	—	—
		51–100	•	•					
		101–150	•	•	•				
		151–200	•	•	•	•			
		201–250	•	•	•	•	•		
	30	30–50	•	—	—	—	—	—	—
		51–100	•	•					
		101–150	•	•	•				
		151–200	•	•	•	•			
		201–250	•	•	•	•	•		

Part Number		A	Available Types B						
Type	T		10–50	51–100	101–150	151–200	201–250	251–300	301–350
No Adhesive	1	10–50	•	—	—	—	—	—	—
UNLET		51–100	•	•					
		101–150	•	•	•				
Adhesive		151–200	•	•	•	•			
UNLETA		201–250	•	•	•	•	•		
		251–300	•	•	•	•	•	•	
		301–350	•	•	•	•	•	•	•
	2	10–50	•	—	—	—	—	—	—
		51–100	•	•					
		101–150	•	•	•				
		151–200	•	•	•	•			
		201–250	•	•	•	•	•		
		251–300	•	•	•	•	•	•	
		301–350	•	•	•	•	•	•	•
	3	10–50	•	—	—	—	—	—	—
		51–100	•	•					
		101–150	•	•	•				
		151–200	•	•	•	•			
		201–250	•	•	•	•	•		
		251–300	•	•	•	•	•	•	
		301–350	•	•	•	•	•	•	•
	5	10–50	•	—	—	—	—	—	—
		51–100	•	•					
		101–150	•	•	•				
		151–200	•	•	•	•			
		201–250	•	•	•	•	•		
		251–300	•	•	•	•	•	•	
		301–350	•	•	•	•	•	•	•
	10	10–50	•	—	—	—	—	—	—
		51–100	•	•					
		101–150	•	•	•				
		151–200	•	•	•	•			
		201–250	•	•	•	•	•		
		251–300	•	•	•	•	•	•	
		301–350	•	•	•	•	•	•	•
	15	15–50	•	—	—	—	—	—	—
		51–100	•	•					
		101–150	•	•	•				
		151–200	•	•	•	•			
		201–250	•	•	•	•	•		
	20	20–50	•	—	—	—	—	—	—
		51–100	•	•					
		101–150	•	•	•				
		151–200	•	•	•	•			
		201–250	•	•	•	•	•		
	30	30–50	•	—	—	—	—	—	—
		51–100	•	•					
		101–150	•	•	•				
		151–200	•	•	•	•			
		201–250	•	•	•	•	•		

Application Example

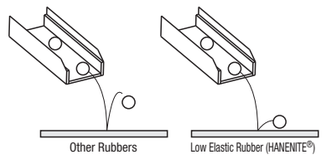

Part Number Alterations

Part Number	-	A	-	B	-	F	-	G	-	N	-	(XC, YC)
UNSET4H5	-	100	-	80	-	F75	-	G40	-	N4	-	YC30

Alterations	Hole Position from Left	Hole Position from Bottom
	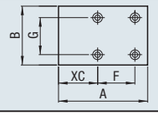	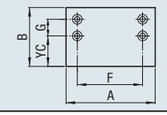
Code	XC	YC
Spec.	XC=1 mm Increment 5≤XC≤486 (2H, 4H Type) $d(d_1)/2+2.5 \le XC \le A-F-d(d_1)/2-2.5$ (3H, 6H Type) $d(d_1)/2+2.5 \le XC \le A-2F-d(d_1)/2-2.5$	YC=1 mm Increment 5≤YC≤486 $d(d_1)/2+2.5 \le YC \le B-G-d(d_1)/2-2.5$

Check out misumiusa.com for the most current pricing and lead time.