

Circular Posts

One End Threaded One End Tapped / Both Ends Threaded / Thread Length Diameter Configurable with Wrench Flats

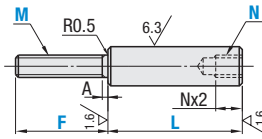
Circular Posts – One End Threaded, One End Tapped / Both Ends Threaded Thread Length Diameter Configurable with Wrench Flats



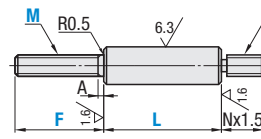
RoHS10

Type						Material	Surface Treatment
One End Threaded – One End Tapped Thread Length and Dia. Configurable		Both Ends Threaded		Both Ends Threaded Thread Length and Dia. Configurable			
Standard	Wrench Flats	Standard	Wrench Flats	Standard	Wrench Flats		
NETH	NETHS	NETL	NETLS	—	NETPS	1018 Carbon Steel or Equivalent	—
ETKH	ETKHS	ETKL	ETKLS	—	ETKPS		Black Oxide
PETH	PETHS	PETL	PETLS	PETP	PETPS		Electroless Nickel Plating
SETH	SETHS	SETL	SETLS	SETP	SETPS	304 Stainless Steel	—

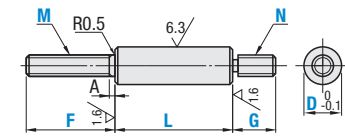
One End Threaded – One End Tapped Thread Length & Dia. Configurable (Standard)



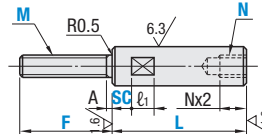
Both Ends Threaded (Standard)



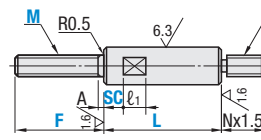
Both Ends Threaded Thread Length & Diameter Configurable (Standard)



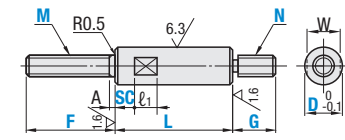
(Wrench Flats)



(Wrench Flats)



(Wrench Flats)



- ① Tapping may cause slight swelling of D dimension.
- ② Anti-rust Oil is applied on 1018 Carbon Steel or Equivalent products.
- ③ $SC \leq L - l_1$
- ④ The area around the wrench flats may become glossy due to polishing.

One End Threaded One End Tapped / Both Ends Threaded, Thread Length & Dia. Configurable

Part Number		0.5 mm Increment				M	N	W	ℓ ₁	A
Type	D	L	F	SC Wrench Flats Only						
(Standard)	(Wrench Flats)	5	15-100	5-25	0-92	2.6 3	2.6 3	4	8	1.0
One End Threaded One End Tapped 1018 Carbon Steel or Equivalent	Thread Length and Diameter Configurable 1018 Carbon Steel or Equivalent	6	15-100	5-30	0-92	3 4	3 4	5		1.0
NETH	NETHS	8	20-200	8-40	0-192	4 5	4 5	7	1.6	
ETKH	ETKHS	10	20-400	8-45	0-392	4 5 6	4 5 6	8	2.0	
PETH	PETHS	12	25-500	10-55	0-490	5 6 8	5 6 8	10	2.5	
304 Stainless Steel	304 Stainless Steel	15	30-600	12-60	0-590	6 8 10	6 8 10	13	3.0	
SETH	SETHS	20	40-600	15-75	0-590	6 8 10 12	6 8 10 12	17	3.5	
Both Ends Threaded 1018 Carbon Steel or Equivalent	Both Ends Threaded 1018 Carbon Steel or Equivalent	25	55-700	20-80	0-690	6 8 10 12 16	6 8 10 12 16	22	4.0	
NETL	NETLS	30	65-800	25-90	0-785	6 8 10 12 16 20	6 8 10 12 16 20	27	5.0	
ETKL	ETKLS	*35	80-900	30-100	0-885	8 10 12 16 20 24	8 10 12 16 20 24	30	6.0	
PETL	PETLS	*40	80-1000	35-110	0-980	10 12 16 20 24	10 12 16 20 24	36	6.0	
304 Stainless Steel	304 Stainless Steel	*50	80-1000	40-120	0-980	12 16 20 24	12 16 20 24	41	6.0	

① *D≥35 is applicable only to N____ E____ and P____. (Only applicable to 5 digit part types starting in E, N, and P) ② When L-SC≤Nx3, W-N≥2 is required. ③ L≥Nx3+2

Circular Posts

One End Threaded One End Tapped / Both Ends Threaded / Thread Length Diameter Configurable with Wrench Flats, *continued*

Both Ends Threaded, Thread Length & Dia. Configurable

Part Number	0.5 mm Increment					M	N	W	ℓ ₁	A
	Type	D	L	F	G					
(Standard) 1018 Carbon Steel or Equivalent	5	15-100	5-25	5-25	0-92	2.6 3	2.6 3	4	8	1.0
PETP	6	15-100	5-30	5-30	0-92	3 4	3 4	5		1.0
304 Stainless Steel	8	20-200	8-40	8-40	0-192	4 5	4 5	7	1.6	
SETP	10	20-400	8-45	8-45	0-392	4 5 6	4 5 6	8	2.0	
(Wrench Flats) 1018 Carbon Steel or Equivalent	12	25-500	10-55	10-55	0-490	5 6 8	5 6 8	10	2.5	
NETPS	15	30-600	12-60	12-60	0-590	6 8 10	6 8 10	13	3.0	
ETKPS	20	40-600	15-75	15-75	0-590	6 8 10 12	6 8 10 12	17	3.5	
PETPS	25	55-700	20-80	20-80	0-690	6 8 10 12 16	6 8 10 12 16	22	4.0	
304 Stainless Steel	30	65-800	25-90	25-90	0-785	6 8 10 12 16 20	6 8 10 12 16 20	27	5.0	
SETPS	*35	80-900	30-100	30-100	0-885	8 10 12 16 20 24	8 10 12 16 20 24	30	6.0	
	*40	80-1000	35-110	35-110	0-980	10 12 16 20 24	10 12 16 20 24	36	6.0	
	*50	80-1000	40-120	40-120	0-980	12 16 20 24	12 16 20 24	41	6.0	

① *D≥35 is applicable only to N____ E____ and P____.

Part Number	Type	Available Types					
		B	Min. L-200	L200.5-400	L400.5-600	L600.5-800	L800.5-1000
One End Threaded One End Tapped, Thread Length & Dia. Configurable	Both Ends Threaded	5	•	—	—	—	—
1018 Carbon Steel or Equivalent	1018 Carbon Steel or Equivalent	6	•	—	—	—	—
NETH	NETL	8	•	—	—	—	—
NETHS	NETLS	10	•	•	—	—	—
1018 Carbon Steel or Equivalent Black Oxide	1018 Carbon Steel or Equivalent Black Oxide	12	•	•	—	—	—
ETKH	ETKL	15	•	•	—	—	—
ETKHS	ETKLS	20	•	•	•	—	—
1018 Carbon Steel or Equivalent Electroless Nickel Plating	1018 Carbon Steel or Equivalent Electroless Nickel Plating	25	•	•	•	—	—
PETH	PETL	30	•	•	•	•	—
PETHS	PETLS	35	•	•	•	•	—
304 Stainless Steel	304 Stainless Steel	40	•	•	•	•	•
SETH	SETL	50	•	•	•	•	•
SETHS	SETLS						

Part Number Example

Part Number - L - F - G - SC - M - N

ETKH15 - 210.5 - F40 - M6 - N8

ETKLS12 - 300 - F40 - SC150 - M5 - N8

NETPS12 - 300 - F40 - G20 - SC150 - M8 - N8

L dim. tolerance is normally:
 L15-300 ±0.2
 L300.5-600 ±0.3
 L600.5-1000 ±0.4

However the when L≤200, all Simultaneously Produced pieces in a lot Will Have L dim. tolerance of ±0.02 or better.
 ① Except L Dimension Selectable

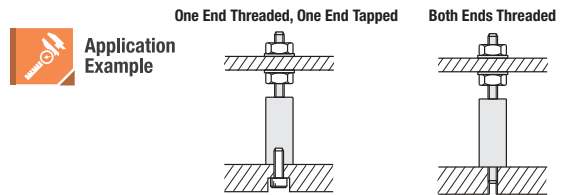
Part Number Alterations

Part Number - L - F - G - SC - M - N - (FC / HL)

ETKH15 - 210.5 - F40 - M6 - N8 - VC

ETKLS12 - 300 - F40 - SC150 - M5 - N8 - VC

NETPS12 - 300 - F40 - G20 - SC150 - M8 - N8 - HL100



Alterations	Code	Spec.																														
Undercut	FC	Adds a relief to Dimension A. Ordering Code: FC																														
Through Hole for Hexagonal Wrench	HL	HL=1mm Increment ① $d/2+5 \leq HL$ ② $HL \leq (d/2+5)$ ③ Applicable to 8≤D≤30 only Ordering Code: HL10																														
		<table border="1"> <thead> <tr> <th>D</th> <th>d</th> <th>Hex Wrench Width</th> <th>D</th> <th>d</th> <th>Hex Wrench Width</th> </tr> </thead> <tbody> <tr> <td>8</td> <td>2.5</td> <td>2</td> <td>20</td> <td>5.8</td> <td>5</td> </tr> <tr> <td>10</td> <td>3</td> <td>2.5</td> <td>25</td> <td>6.9</td> <td>6</td> </tr> <tr> <td>12</td> <td>3.5</td> <td>3</td> <td>30</td> <td>9.2</td> <td>8</td> </tr> <tr> <td>15</td> <td>4.6</td> <td>4</td> <td></td> <td></td> <td></td> </tr> </tbody> </table>	D	d	Hex Wrench Width	D	d	Hex Wrench Width	8	2.5	2	20	5.8	5	10	3	2.5	25	6.9	6	12	3.5	3	30	9.2	8	15	4.6	4			
D	d	Hex Wrench Width	D	d	Hex Wrench Width																											
8	2.5	2	20	5.8	5																											
10	3	2.5	25	6.9	6																											
12	3.5	3	30	9.2	8																											
15	4.6	4																														

Alterations	Code	Spec.								
L Dimension Tolerance	LKC	L Dimension tolerances are as follows. Ordering Code: LKC								
		<table border="1"> <thead> <tr> <th>L</th> <th>L Tolerance</th> </tr> </thead> <tbody> <tr> <td>15-300</td> <td>±0.05</td> </tr> <tr> <td>300.5-600</td> <td>±0.10</td> </tr> <tr> <td>600.5-1000</td> <td>±0.15</td> </tr> </tbody> </table>	L	L Tolerance	15-300	±0.05	300.5-600	±0.10	600.5-1000	±0.15
L	L Tolerance									
15-300	±0.05									
300.5-600	±0.10									
600.5-1000	±0.15									
Thread Length	ND	Change the effective length of the tapped thread portion to N x 3. Ordering Code: MD6/ND6 (Change N to ND) ① ND x 4 ≤ L ② Applicable to One End Threaded/One End Tapped type ③ Not available for N2.6								