


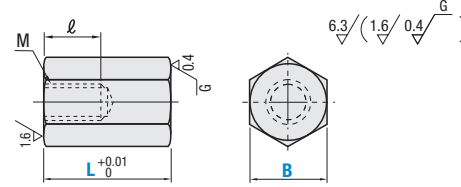
Height Adjusting Pins (Tapped)

Hex / Round, Width Across Flats

Height Adjusting Pins (Tapped) – Hex



Type	Material	Surface Treatment	Hardness
JPRM	4137 Alloy Steel	—	Treated Hardness: 46–50 HRC min.
BJPRM		Black Oxide	Treated Hardness: 46–50 HRC min.
HJPRM		Hard Chrome Plating	Treated Hardness: 46–50 HRC min. Plating Hardness 750 HV min.



RoHS 10


Type	Part Number	B	L 0.01 mm Increment	M (Coarse)	ℓ
JPRM BJPRM HJPRM		8	16.00–50.00	M5	8
		10			
		13	22.00–50.00	M8	
		17			
	19				

* The tightening torque (ref. value) for hardened products is strength class 8.8. (See technical data on MISUMI 2019 catalog P.4015). Not applicable when using locking agents or spring washers.

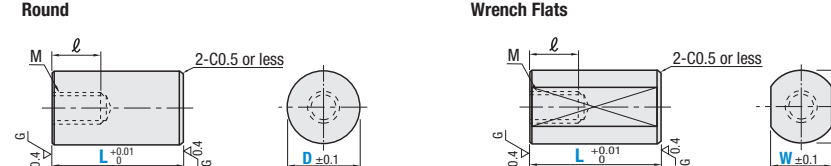
Part Number Example

Part Number - L
JPRM8 - 20.00

Height Adjusting Pins (Tapped) – Round, Width Across Flats



Round	Wrench Flats	Material	Surface Treatment	Hardness
JPHUF	JPHUW	O1 Tool Steel or Equivalent	—	Treated Hardness: 60–63 HRC min.
BJPHUF	BJPHUW		Black Oxide	Treated Hardness: 60–63 HRC min.
HJPHUF	HJPHUW		Hard Chrome Plating	Treated Hardness: 60–63 HRC min. Plating Hardness 750 HV min.



RoHS 10

Type	Part Number	D	L 0.01 mm Increment	W Specified in 1 mm Increment	M (Coarse)	ℓ
Round JPHUF BJPHUF HJPHUF	Wrench Flats JPHUW BJPHUW HJPHUW	6	12.00–30.00	—	M3	5
		8	16.00–30.00	—		
		10	16.00–50.00	8–9	M5	8
		12	16.00–50.00	8–11		
		16	22.00–50.00	11–15		
20	22.00–50.00	11–19	M8	12		

⊙ M+2<W<D ⊙ Width across flats is D≥10.

* The tightening torque (ref. value) for hardened products is strength class 8.8. (See technical data on MISUMI 2019 catalog P.4015). Not applicable when using locking agents or spring washers.


Part Number Example

Part Number - L - W
JPHUF6 - 20.00 Round
BJPHUW10 - 17.00 - W8 Wrench Flats

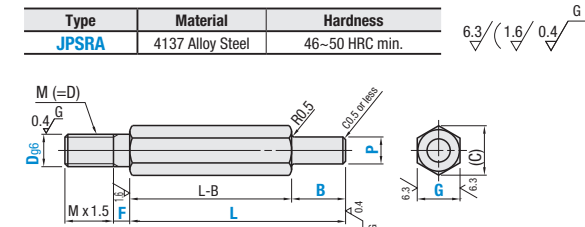
Height Adjusting Pins / Height Adjusting Caps

Small Head

Height Adjusting Pins – Small Head



Type	Material	Hardness
JPSRA	4137 Alloy Steel	46–50 HRC min.



L	Tolerance
5.00–50.00	+0.01 0
50.01–100.00	+0.02 0

RoHS 10

Part Number Type	G	L			B	F	D (M)	(C)
		0.01 mm Increment	0.5 mm Increment	0.1 mm Increment				
JPSRA	8	5.00–50.00	3.0–5.0	2.0–30.0 (B≤Px4.0)	2–4 or 0	5	9.2	
	10	5.00–60.00	4.0–6.0		2–5 or 0	11.5		
	13	5.00–80.00	4.0–8.0		2–6 or 0	15.0		
	17	10.00–80.00	5.0–10.0		2–8 or 0	19.6		
	19	10.00–100.00	5.0–12.0		2–10 or 0	8	21.9	

⊙ When F=0, a relief will be added at the neck of thread.

Part Number Example


Part Number - L - P - B - F
JPSRA17 - L12.00 - P8.0 - B3.5 - F4

Application Example

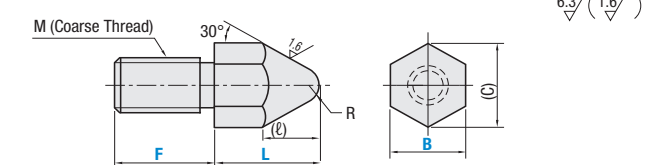


Use it in places with small space to support.

Height Adjusting Pins




Type	Material	Surface Treatment	Hardness
JPTU	4137 Alloy Steel	—	Treated Hardness: 46–50 HRC min.
BJPTU		Black Oxide	Treated Hardness: 46–50 HRC min.
HJPTU		Hard Chrome Plating	Treated Hardness: 46–50 HRC min. Plating Hardness 750 HV min.
SJPTU	304 Stainless Steel	—	—



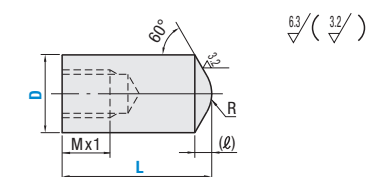
RoHS 10

Type	Part Number	B	L 1 mm Increment	F 1 mm Increment	M (Coarse)	R	(ℓ)	(C)
JPTU	BJPTU	10	10–30	6–18	M6	4	6	11.5
		13	10–32	8–24		6	7	15.0
HJPTU	17	15–50	7		19.6			
SJPTU	19	15–50	9		10	21.9		

Height Adjusting Caps



Type	Material	Operating Ambient Temperature
JPTUC	Polyacetal (Black)	-45–95°C



RoHS 10

Type	Part Number	D	L 1 mm Increment	M (Coarse)	R	(ℓ)
JPTUC		6	10–30	M3	3	1
		7				
		8	15–50	M5	4	2
		10				
		13				

Part Number Example

Part Number - L - F
JPTU10 - L15 - F8
JPTUC13 - 25

Application Example

Prevents the Deflection by the Tare of Workpiece.
Use nuts to prevent loosening.

Prevents the Deflection by the Tare of Workpiece.

