Locating Pins (Small Head)

Locating Pins – Small Head

Materials No.	Material	Surface Treatment	Hardness	P Selectable Type	P Selectable D Tolerance & Shape Code	P Configurable Type	P Configurable D Tolerance & Shape Code	P, L, B Configurable Type	P, L, B Configurable D Tolerance & Shape Code
(1)	O1 Tool Steel Equivalent	—	Treated Hardness: 60~63 HRC min.	JP	Round SB m6 SPB p6 / Diamond DS m6 DPS p6	JP	Round SA m6 SPA p6 / Diamond SD m6 SPD p6	FP	Round SA m6 SPA p6 / Diamond SD m6 SPD p6
(2)	O1 Tool Steel Equivalent	Hard Chrome Plating	Hardness: 50~55 HRC min. Plating Hardness: 750 HV min.	GJP		GJP		GFP	
(3)	SKS3 Tool Steel or Equiv.	—	—	BJP		BJP		BFP	
(4)	304 Stainless Steel Equivalent	—	—	SJP		SJP		SFP	
(5)	304 Stainless Steel Equivalent	Hard Chrome Plating	Plating Hardness 750 HV min.	HJP		HJP		HFP	
(6)	440C or 420 Stainless Steel	—	Treated Hardness: 50~55 HRC min.	CJP		CJP		CFP	

ⓘ Some combinations are not available. Refer to the price list to select the available combination.

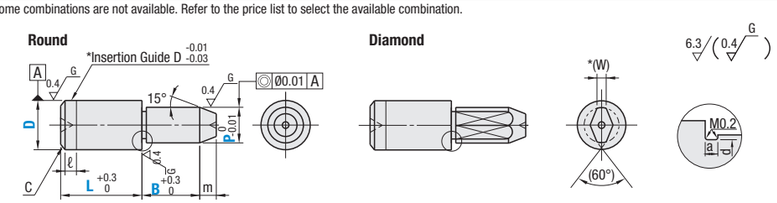

*For Insertion Guide, tolerance m6 and p6 are both applicable.
ⓘ 440C or 420 Stainless Steel has an identification groove on D part.
ⓘ Polished, centering hole is sometimes not available for 304 Stainless Steel.

When P<3, a=0.5 d=P-0.1
When P≥3, a=1.0 d=P-0.2

RoHS10

P Selectable

Type	Part Number D Tolerance & Shape	D	D Tolerance m6	D Tolerance p6	P	L	B	C	m	ℓ	(W)
JP GJP BJP SJP HJP CJP	Round SB m6 SPB p6	2	+0.008	+0.012	1 2	4	2	0.3	0.5	0	—
		3	+0.002	+0.006	1 2 3	5	3	0.5		1	
		4	+0.012 +0.004	+0.020 +0.012	2 3 4				1		1.0
		5			2 3 4 5	10	5	1	2		1.2
		6			2 3 4 5 6						1.5
	Diamond DS m6 DPS p6	8	+0.015	+0.024	3 4 5 6 8	15	6	1.5	3	2	1.8
		10	+0.006	+0.015	3 4 5 6 8 10		8	2			2.2
		12	+0.018 +0.007	+0.029 +0.018	5 6 8 10 12						2.5
		13			6 8 10 12 13	22			4		3
	ⓘ Applicable when D≥4.	16			10 12 13 14 15 16		10	3			4
		20	+0.021 +0.008	+0.035 +0.022	13 14 15 16 20	30					5

P Configurable

Type	Part Number D Tolerance & Shape	D	D Dimension Tolerance m6	D Dimension Tolerance p6	P 0.01 mm Increment	L	B	C	m	ℓ	(W)
JP GJP BJP SJP HJP CJP	Round SA m6 SPA p6	2	+0.008	+0.012	1.00–2.00	4	2	0.3	0.5	0	—
		3	+0.002	+0.006	1.00–3.00	5	3	0.5		1	
		4	+0.012 +0.004	+0.020 +0.012	2.00–4.00			1	1		1.0
		5			2.00–5.00	10	5		2		1.2
		6			2.00–6.00						1.5
	Diamond SD m6 SPD p6	8	+0.015	+0.024	3.00–8.00	15	6	1.5	3	2	1.8
		10	+0.006	+0.015	3.00–10.00		8	2			2.2
		12	+0.018 +0.007	+0.029 +0.018	5.00–12.00						2.5
		13			6.00–13.00	22			4		3
	ⓘ Applicable when D≥4.	16			10.00–16.00		10	3			4
		20	+0.021 +0.008	+0.035 +0.022	13.00–20.00	30					5

P, L & B Configurable

Type	Part Number D Tolerance & Shape	D	D Dimension Tolerance m6	D Dimension Tolerance p6	P 0.01 mm Increment	L 1 mm Increment	B 0.1 mm Increment	C	m	ℓ	(W)
FP GFP BFP SFP HFP CFP	Round SA m6 SPA p6	2	+0.008	+0.012	1.00–2.00	2–4	2.0–10.0	0.3	0.5	0	—
		3	+0.002	+0.006	1.00 (2.00)–3.00	3–6	2.0–10.0	0.5		1	1.0
		4	+0.012 +0.004	+0.020 +0.012	2.00–4.00	4–8	2.0–10.0	1	1		
		5			2.00–5.00	5–10	2.0–10.0		2		1.2
		6			2.00–6.00	6–12	2.0–12.0				1.5
	Diamond SD m6 SPD p6	8	+0.015	+0.024	3.00–8.00	8–16	2.0–15.0	1.5	3	2	1.8
		10	+0.006	+0.015	3.00–10.00	10–20	3.0–20.0	2			2.2
		12	+0.018 +0.007	+0.029 +0.018	5.00–12.00	12–24	3.0–20.0				2.5
		13			6.00–13.00	13–26	5.0–20.0		4		3
	ⓘ Applicable when D≥3.	16			10.00–16.00	16–32	5.0–20.0	3			4
		20	+0.021 +0.008	+0.035 +0.022	13.00–20.00	20–40	5.0–20.0				5

ⓘ P dimension in ( ) is applicable to Diamond Shape.
* The tightening torque (ref. value) for hardened products is strength class 8.8. (See technical data on MISUMI 2019 catalog **P.4015**).
* Not applicable when using locking adhesives or lock washers.

Locating Pins (Small Head)
continued

P Selectable

D	(1) O1 Tool Steel Hardened JPSB JPSPB	(2) Hard O1 Tool Steel GJPSB GJPSPB	(3) O1 Tool Steel BJPSB BJPSPB	(4) 304 Stainless Steel SJPSB SJPSPB	(5) 304 Stainless Steel Hard HJPSB HJPSPB	(6) 440C or 420 Stainless Steel CJPSB CJPSPB	(1) O1 Tool Steel Hardened JPDS JPDPS	(2) Hard O1 Tool Steel GJPDS GJPDPS	(3) O1 Tool Steel BJPDS BJPDPS	(4) 304 Stainless Steel SJPDS SJPDPS	(5) 304 Stainless Steel Hard HJPDS HJPDPS	(6) 440C or 420 Stainless Steel CJPDS CJPDPS
	Available Types for Round Shape						Available Types for Diamond Shape					
2	•	•	•	•	•	•	—	—	—	—	—	—
3	•	•	•	•	•	•	—	—	—	—	—	—
4	•	•	•	•	•	•	•	•	•	•	•	•
5	•	•	•	•	•	•	•	•	•	•	•	•
6	•	•	•	•	•	•	•	•	•	•	•	•
8	•	•	•	•	•	•	•	•	•	•	•	•
10	•	•	•	•	•	•	•	•	•	•	•	•
12	•	•	•	•	•	•	•	•	•	•	•	•
13	•	•	•	•	•	•	•	•	•	•	•	•
16	•	•	•	•	•	•	•	•	•	•	•	•
20	•	•	•	•	•	•	•	•	•	•	•	•

P Configurable

D	(1) O1 Tool Steel Hardened JPSA JPSPA	(2) Hard O1 Tool Steel GJPSA GJPSPA	(3) O1 Tool Steel BJPSA BJPSPA	(4) 304 Stainless Steel SJPSA SJPSPA	(5) 304 Stainless Steel Hard HJPSA HJPSPA	(6) 440C or 420 Stainless Steel CJPSA CJPSPA	(1) O1 Tool Steel Hardened JPSD JPSPD	(2) Hard O1 Tool Steel GJPSD GJPSPD	(3) O1 Tool Steel BJPSD BJPSPD	(4) 304 Stainless Steel SJPSD SJPSPD	(5) 304 Stainless Steel Hard HJPSD HJPSPD	(6) 440C or 420 Stainless Steel CJPSD CJPSPD
	Available Types for Round Shape						Available Types for Diamond Shape					
2	•	•	•	•	•	•	—	—	—	—	—	—
3	•	•	•	•	•	•	—	—	—	—	—	—
4	•	•	•	•	•	•	•	•	•	•	•	•
5	•	•	•	•	•	•	•	•	•	•	•	•
6	•	•	•	•	•	•	•	•	•	•	•	•
8	•	•	•	•	•	•	•	•	•	•	•	•
10	•	•	•	•	•	•	•	•	•	•	•	•
12	•	•	•	•	•	•	•	•	•	•	•	•
13	•	•	•	•	•	•	•	•	•	•	•	•
16	•	•	•	•	•	•	•	•	•	•	•	•
20	•	•	•	•	•	•	•	•	•	•	•	•

P, L & B Configurable

D	(1) O1 Tool Steel Hardened FPSA FPSPA	(2) Hard O1 Tool Steel GFPSA GFPSPA	(3) O1 Tool Steel BFPSA BFPSPA	(4) 304 Stainless Steel SFPSA SFPSPA	(5) 304 Stainless Steel Hard HFPSA HFPSPA	(6) 440C or 420 Stainless Steel CFPSA CFPSPA	(1) O1 Tool Steel Hardened FPSD FPSPD	(2) Hard O1 Tool Steel GFPSD GFPSPD	(3) O1 Tool Steel BFPSD BFPSPD	(4) 304 Stainless Steel SFPSD SFPSPD	(5) 304 Stainless Steel Hard HFPSD HFPSPD	(6) 440C or 420 Stainless Steel CFPSD CFPSPD
	Available Types for Round Shape						Available Types for Diamond Shape					
2	•	•	•	•	•	•	—	—	—	—	—	—
3	•	•	•	•	•	•	•	•	•	•	—	•
4	•	•	•	•	•	•	•	•	•	•	—	•
5	•	•	•	•	•	•	•	•	•	•	—	•
6	•	•	•	•	•	•	•	•	•	•	—	•
8	•	•	•	•	•	•	•	•	•	•	—	•
10	•	•	•	•	•	•	•	•	•	•	—	•
12	•	•	•	•	•	•	•	•	•	•	—	•
13	•	•	•	•	•	•	•	•	•	•	—	•
16	•	•	•	•	•	•	•	•	•	•	—	•
20	•	•	•	•	•	•	•	•	•	•	—	•

Part Number Example

Part Number								
Type	Shape	D	-	P	-	L	-	B
JP	SB	5	-	3				
JP	SD	6	-	2.01				
FP	SA	8	-	P6.01	-	L8	-	B5.3
FP	SPD	10	-	P5.97	-	L12	-	B3.5

Application Example

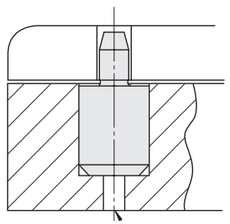

Part Number Example

Part Number	-	P	-	L	-	B	-	(TC, RC)
FPSPA10	-	P8.52	-	L12	-	B6.4	-	TC7

⊗ Alterations are not available for P Selectable Type.

Alterations	Length of Tapered Point	Spherical Tip
Code	TC	RC
Spec.	Changes the m dimension. **Ordering Code:** TC8 (1 mm Increment)	Changes the relief to R0.5. **Ordering Code:** RC

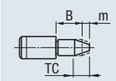

D	TC	D	TC	D	TC
2	1	6	3–9	13	4–21
3	1–3	8	4–13	16	5–22
4	2–5	10	4–16	20	
5	3–7	12	4–20		

ⓘ B+m≥TC+2 (Straight Part min. 2 mm)
ⓘ Applicable when P≥2.00. ⓘ P/2-TC x tan15°(=0.27)>0.5 (Tip Ø1.0min.)
ⓘ B Dimension changes when TC is specified. (Changed B dimension = B+m-TC)

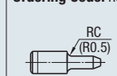

ⓘ Applicable when D-P≥2.