


Guided Flat Belt Conveyors

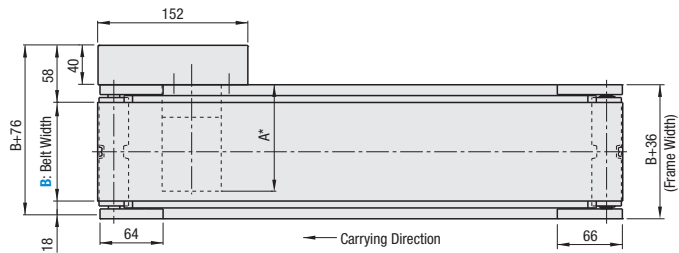
Guided Belt to Prevent Lateral Movement, End Drive, 2-Groove Frame (Pulley Dia. 30mm)

Features: The guided belt maintains straight movement. Superior to CVSC in maintainability and space saving.

Guided Flat Belt Conveyors – Guided Belt to Prevent Lateral Movement, End Drive, 2-Groove Frame (Pulley Dia. 30mm)

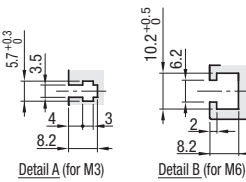
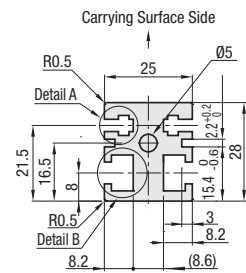


CVGB 6W Motor Type



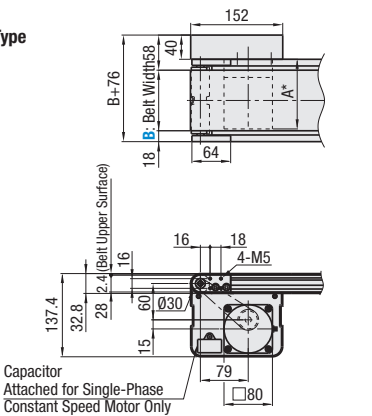
	Frame	Motor Cover	Pulley Holder
Material	Aluminum	Aluminum	Aluminum
Surface Treatment	Clear Anodize	Paint	Paint

Frame Cross Section and Enlarged View (Symmetrical)



Compatible with JIS standard hex nuts.

25W Motor Type

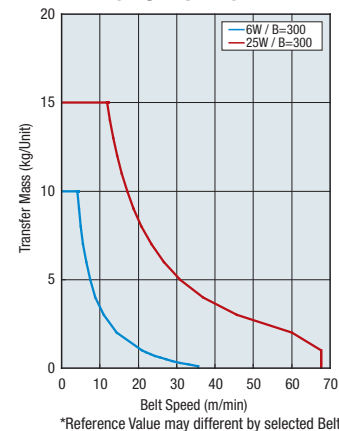


* When $L \geq 290$, each slot has four (4) nuts inserted. When counterbores for inserting nuts are required, please specify in alterations.
 The dimensions in the diagram are for Belt Specifications H (0.8mm thick). Take note that belt thickness varies by Belt Specifications.

Motor Specifications

Output (W)	Motor Specification	Motor		Reduction Ratio	Motor Length (A)
		Manufacturer	Motor Length (A)		
6W	Constant Speed Motor	Panasonic	12.5-25	101.0	
			30-180	108.0	
		Oriental	12.5-18	105.0	
	25-180		115.0		
	Variable Speed Motor	Taiwanese	12.5-75	114.7	
			90-180	120.7	
Oriental		12.5-18	115.0		
	25-180	125.0			
25W	Constant Speed Motor	Panasonic	5-180	115.0	
			5-18	117.0	
		Oriental	25-180	127.5	
	5-75		129.0		
	Variable Speed Motor	Taiwanese	90-180	136.0	
			5-18	127.0	
Oriental		25-180	137.5		
	5-75	139.5			
Taiwanese	90-180	146.5			

Conveying Capacity



*Reference Value may differ by selected Belt.

Gearhead Reduction Ratio

*May decrease depending on load condition.

Gearhead Reduction Ratio	Belt Speed (m/min)	
	50Hz	60Hz
5	56.4	67.7
7.5	37.6	45.1
9	31.3	37.6
12.5	22.6	27.1
15	18.8	22.6
18	15.7	18.8
25	11.3	13.5
30	9.4	11.3
36	7.8	9.4
50	5.6	6.8
60	4.7	5.6
75	3.8	4.5
90	3.1	3.8
100	2.8	3.4
120	2.4	2.8
150	1.9	2.3
180	1.6	1.9

Guided Flat Belt Conveyors Guided Belt to Prevent Lateral Movement, End Drive, 2-Groove Frame (Pulley Dia. 30mm), continued

Conveyor Resource Site:
<http://www.misumiusa.com/conveyor/>
 Conveyor selection, Design your own kit,
 & Maintenance parts search.

Part Number	Width B 1mm Increment	Length L 5mm Increment	Motor				Belt Specification	Motor Manufacturer Selection ⓐ The prices vary by manufacturer.
			Output (W)	Voltage (V)	Specification	Gearhead Reduction Ratio		
CVGB	50-300	190-2000	6 25	(Single-Phase) TA100 TA110 TA115 TA200 TA220 TA230	IM (Constant Speed Motor) SCM (Variable Speed Motor)	5 7.5 9 12.5 15 18 25 30 36 50 60 75 90 100 120 150 180	H (General Purpose, Green) W (General Purpose, White) G (For Sliding, Green) S (For Sliding, White) D (Static Conductive) O (Oil Resistant) N (Non-Stick Food Grade) J (No Belt) * For belts other than the above, select from Belt Specification below.	A (Panasonic Motor) B (Oriental Motor) C (Taiwanese Motor) * SCM (Variable Speed Motor) is not selectable for A. R (No Motor, Gearhead)
				25	(Three-Phase) SA200 SA220 SA230	IM (Constant Speed Motor)		
			6 25	NV (No Motor)	NM (No Motor)	NH (No Gearhead)		


- ⓐ Connect the motor so that the belt rotates in the direction of conveyance.
- ⓑ When "No motor, gearhead" is selected, the motor mounting hole pitch will vary depending on the motor's power rating. Please see Technical Information in our Conveyor Selection web site for the dimension details.
- ⓒ When "No motor, gearhead" is selected, this unit will be delivered unassembled. The customer is to assemble the unit according to the included assembly instructions. See our Conveyor Selection site for assembly procedures and packaging details.
- ⓓ Note that warpage might occur on the guided belt depending on the number of plies (thickness).

Belt Specification	Standard Belt	Optional Belt 1	Optional Belt 2	No Belt
General Purpose	H (Green), W (White)	—	—	J (No Belt)
For Sliding	G (Green), S (White)	—	—	
For Inclined Transfer	—	—	—	
Grip Type	—	—	GG (Green), GW (White)	
Oil Resistant	O (Green)	OW (White)	—	
Non-Stick Food Grade	N (White)	NB (Sky Blue), NBG (Lime Green) HH (Green), HW (White)	—	
Food Grade	—	KW (White), KSB (Sky Blue), PHB (Sky Blue)	—	
Static Conductive	D (Black)	—	—	

ⓓ If using Optional Belts, please select motor manufacturer A or B (Motor C is applicable for Standard Belt only).

Part Number	B	Available Types																		
		L190-300	L305-400	L405-500	L505-600	L605-700	L705-800	L805-900	L905-1000	L1005-1100	L1105-1200	L1205-1300	L1305-1400	L1405-1500	L1505-1600	L1605-1700	L1705-1800	L1805-1900	L1905-2000	
CVGB	50-100	•	•	•	•	•	•	•	•	•	•	•	•	•	•	•	•	•	•	•
	110-150	—	•	•	•	•	•	•	•	•	•	•	•	•	•	•	•	•	•	•
	160-200	—	—	•	•	•	•	•	•	•	•	•	•	•	•	•	•	•	•	•
	210-250	—	—	—	•	•	•	•	•	•	•	•	•	•	•	•	•	•	•	•
	260-300	—	—	—	—	•	•	•	•	•	•	•	•	•	•	•	•	•	•	•

Part Number Example



Part Number Alterations

- Motor Position Reversed
- Additional Counterbores
- Motor Cover with Window
- Brackets for Speed Controller Included
- Post-Assembly Insertion Nuts Included
- Motor with Terminal Box
- Stands (Legs)

For details of alterations, see P.1276.