Please, refer to website for current Pricing and Lead Time

Manifold Blocks - Hydraulic

–Selectable Thread Size–

Reduced Production Time

For recommended tightening torque for tapered threads, refer to P.1574. Delivery time for 304 Stainless Steel (Block Square 50) has been reduced from 6days to 6days / Express A.

RoHS

Type								M	S	Normal Pressure
Pitch (P) Standard				Pitch (P) Configurable						
30x35	40 Square	50 Square	70 Square	30x35	40 Square	50 Square	70 Square			
BMRS	BMRF	BMRFL	BMRL	BMRSP	BMRFP	BMRFLP	BMRLP	1018 Carbon Steel	Zinc Galvanizing / Electroless Nickel Plating	20.6MPa≈210kgf/cm² or less
BMRSM	BMRFM	BMRFLM	BMRLM	BMRSMP	BMRFMP	BMRFLMP	BMRLMP			
BMRSR	BMRFR	BMRFLR	–	BMRSRP	BMRFRP	BMRFLRP	–	304 Stainless Steel	–	1MPa≈10kgf/cm² or less
–	BMRFS	BMRFLS	–	–	BMRFSP	BMRFLSP	–	316 Stainless Steel		
–	BMRFC	–	–	–	BMRFCP	–	–	Brass		

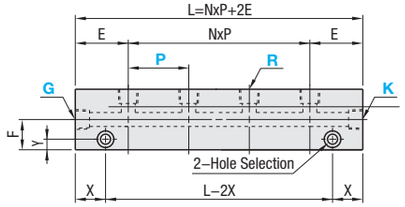

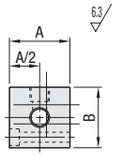

•Standard Mounting Hole

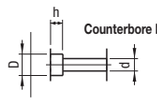

Thread
JIS B0203 R (PT)
ANSI/ASME B.I.20.1–1983 (NPT)

* No. 4 is selected in the drawing. Number of port threads is 6.
(Number of port thread indicates total number of R, G and K threads.)

•Mounting Hole Options

Through Hole (NA) Tapped Hole (T) Counterbore Tapped Hole (ZT)

Mounting hole can be selected.
For the default mounting holes, see standard mounting hole above.

Part Number			†Rc (PT), NPT		Pitch P		Pitches N	Port Threads	A	B	E	F	X	Y	Mounting Hole Dimension						
Type	Mounting Hole	No.	R	G · K	Standard	1mm Increment									d	D	h	M	D1	d1	h1
(30x35) Pitch Standard: BMRS, BMRSM, BMRSR; Pitch Configurable: BMRSP, BMRSMP, BMRSRP	NA (Through) / T (Tapped) / ZT (Counterbore Tapped)	1	1 (1/8), 2 (1/4)	1 (1/8), 2 (1/4)	30	20~50	0	3	30	35	20	20	15	6	5.5	9.5	5.5	M5	8	4.2 (4.3)	4.5
		2					1	4													
		3					2	5													
		4					3	6													
		5					4	7													
		6					5	8													
(x 40) Pitch Standard: BMRF, BMRFM, BMRFR, BMRFS, BMRFC; Pitch Configurable: BMRFP, BMRFMP, BMRFRP, BMRFSP, BMRFCP		1	1 (1/8), 2 (1/4), 3 (3/8), 1N (NPT1/8), 2N (NPT1/4), 3N (NPT3/8)	2 (1/4), 3 (3/8), 4 (1/2), 2N (NPT1/4), 3N (NPT3/8), 4N (NPT1/2)	40	25~50	0	3	40	40	35	20	20	7	6.6	11	6.5	M6	9.5	5.1	5.5
		2					1	4													
		3					2	5													
		4					3	6													
		5					4	7													
		6					5	8													
(x 50) Pitch Standard: BMRFL, BMRFLM, BMRFLR, BMRFLS; Pitch Configurable: BMRFLP, BMRFLMP, BMRFLRP, BMRFLSP		1	2 (1/4), 3 (3/8), 4 (1/2), 6 (3/4)	2 (1/4), 3 (3/8), 4 (1/2), 6 (3/4)	60	35~60	0	3	50	50	30	28	20	8	8.5	14	8.5	M8	11	6.8	6.5
		2					1	4													
		3					2	5													
		4					3	6													
		5					4	7													
		6					5	8													
(x 70) Pitch Standard: BMRL, BMRLM; Pitch Configurable: BMRLP, BMRLMP		1	6 (3/4), 8 (1)	8 (1)	60	40~60	0	3	70	70	40	35	25	9	8.5	14	8.5	M8	11	6.8	6.5
		2					1	4													
		3					2	5													
		4					3	6													

To specify † marked R, G and K, use the numbers in front of ( ): 1, 2, 3, 4, 6, 8, 1N, 2N, 3N and 4N.
Specify the pitch taking into consideration the necessary dimensions for fitting the coupling.
No. 1 is not available for Pitch Configurable Type.
Only No. 6 has an additional mounting hole at L/2 position.

No.	Pitch (P) Standard Unit Price Qty. 1~4													
	30x35			40 Square					50 Square				70 Square	
	BMRS	BMRSM	BMRSR	BMRF	BMRFM	BMRFR	BMRFS	BMRFC	BMRFL	BMRFLM	BMRFLR	BMRFLS	BMRL	BMRLM
1														
2														
3														
4														
5														
6														

No.	Pitch (P) Configurable Unit Price Qty. 1~4													
	30x35			40 Square					60 Square				70 Square	
	BMRSP	BMRSMP	BMRSRP	BMRFP	BMRFMP	BMRFRP	BMRFSP	BMRFCP	BMRFLP	BMRFLMP	BMRFLRP	BMRFLSP	BMRLP	BMRLMP
2														
3														
4														
5														
6														

Order Example, Volume Discount Rate and Product time Next Page

Manifold Blocks - Pneumatic

–Selectable Thread Size–

Add. Spec. Printed in Red

For recommended tightening torque for tapered threads, refer to P.1574.

RoHS

Type										M	S	Normal Pressure
Pitch (P) Standard					Pitch (P) Configurable							
15 Square	25 Square	30x40	50 Square	70 Square	15 Square	25 Square	30x40	50 Square	70 Square			
BMRAS	BMRAC	BMRAF	BMRAL	BMRAB	BMRASP	BMRACP	BMRAFP	BMRALP	BMRABP	5052 Aluminum Alloy	– / Clear Anodize	1MPa≈10kgf/cm² or less
BMRASA	BMRACA	BMRAFA	BMRALA	BMRABA	BMRASAP	BMRACAP	BMRAFAP	BMRALAP	BMRABAP			

The material of 15 Square and 70 Square is 6063 Aluminum Alloy.

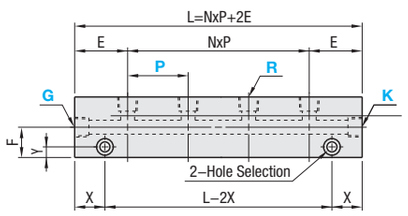

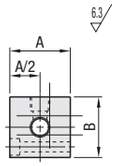

•Standard Mounting Hole

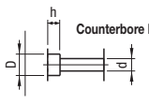

Thread
JIS B0203 R (PT)
ANSI/ASME B.I.20.1–1983 (NPT)

* No. 4 is selected in the drawing. Number of port threads is 6.
(Number of port thread indicates total number of R, G and K threads.)

•Mounting Hole Options

Through Hole (NA) Tapped Hole (T) Counterbore Tapped Hole (ZT)

Mounting hole can be selected.
For the default mounting holes, see standard mounting hole above.
Note that the default of 15 Square and 25 Square is through hole.

Part Number			†Rc (PT), NPT, M (Coarse)	Pitch P		Pitches N	Port Threads	A	B	E	F	X	Y	Mounting Hole Dimension						
Type	Mounting Hole	No.	R · G · K	Standard	1mm Increment									d	D	h	M	D1	d1	h1
(x 15) Pitch Standard: BMRAS, BMRASA; Pitch Configurable: BMRASP, BMRASAP	T (Tapped)	1	M3 (M3), M4 (M4), 5 (M5)	15	12~20	0	3	15	15	15	10	5	3.5	4.3	–	–	M4	–	–	–
		2				1	4													
		3				2	5													
		4				3	6													
		5				4	7													
		6				5	8													
(x 25) Pitch Standard: BMRAC, BMRACA; Pitch Configurable: BMRACP, BMRACAP		1	1 (1/8), M3 (M3), M4 (M4), 5 (M5)	15	15~50	0	3	25	25	20	12.5	10	4	5.5	–	–	M5	–	–	–
		2				1	4													
		3				2	5													
		4				3	6													
		5				4	7													
		6				5	8													
(30x40) Pitch Standard: BMRAF, BMRAFA; Pitch Configurable: BMRAFP, BMRAFAP	NA (Through)	1	1 (1/8), 2 (1/4), 5 (M5), 1N (NPT1/8), 2N (NPT1/4)	30	20~50	0	3	30	40	20	20	7.5	7	5.5	9.5	5.5	M5	8	4.2	4.5
		2				1	4													
		3				2	5													
		4				3	6													
		5				4	7													
		6				5	8													
(x 50) Pitch Standard: BMRAL, BMRALA; Pitch Configurable: BMRALP, BMRALAP	T (Tapped) / ZT (Counterbore Tapped)	1	2 (1/4), 3 (3/8), 4 (1/2)	40	35~60	0	3	50	50	25	25	8.5	8.5	8.5	14	8.5	M8	11	6.8	6.5
		2				1	4													
		3				2	5													
		4				3	6													
		5				4	7													
		6				5	8													
(x 70) Pitch Standard: BMRAB, BMRABA; Pitch Configurable: BMRABP, BMRABAP		1	6 (3/4), 8 (1)	60	40~60	0	3	70	70	40	35	25	9	8.5	14	8.5	M8	11	6.8	6.5
		2				1	4													
		3				2	5													
		4				4	6													

To specify † marked R, G and K, use the numbers in front of ( ): 1, 2, 3, 4, 5, 6, 8, M3, M4, 1N, 2N.
Specify the pitch taking into consideration the necessary dimensions for fitting the coupling.
For 15 Square and 25 Square, only Tapped Hole is available.
No. 1 is not available for Pitch Configurable Type.
Only No. 6 has an additional mounting hole at L/2 position. (Except 15 square)
M3, M4 and 5 are not applicable to 25 Square · 30x40 Square Pitch Configurable Type G and K.

No.	Pitch (P) Standard Unit Price Qty. 1~4										Pitch (P) Configurable Unit Price Qty. 1~4									
	15 Square		25 Square		30x40		50 Square		70 Square		15 Square		25 Square		30x40		50 Square		70 Square	
	BMRAS	BMRASA	BMRAC	BMRACA	BMRAF	BMRAFA	BMRAL	BMRALA	BMRAB	BMRABA	BMRASP	BMRASAP	BMRACP	BMRACAP	BMRAFP	BMRAFAP	BMRALP	BMRALAP	BMRABP	BMRABAP
1																				
2																				
3																				
4																				
5																				
6																				

Order Example

Part Number										
Type	Mounting Hole	No.	–	R	–	G	–	K	–	P
BMRF		3	–	R2	–	G3	–	K3		
BMRFLP	NA	4	–	R2	–	G3	–	K4	–	P50
BMRAC	T	2	–	R5	–	G1	–	K1		
BMRAFP	ZT	3	–	R1	–	G2	–	K2	–	P40

Days to Ship

Price

Volume Discount Rate

Quantity	
Rate	

For larger quantity orders "Days to Ship" may differ from published catalog term. P.91