


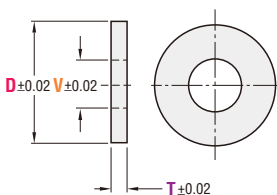
Rubber Washers



Rubber Washers are available in S1 Silicone (shore A70 and A50) and FPM Fluoro Rubber (shore A80). They can be used as Bumpers. View the application example on the next page. Available in standard sizes and with custom dimensions (with 0.01" increments).




Material	Hardness	Color	Type
Silicone Rubber (S1)	Shore A70	Light Grey	U-WRBS
	Shore A50	Cream	U-WRBA
Fluoro Rubber (FPM)	Shore A80	Black	U-WRBF



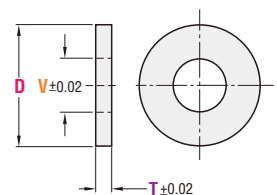
$D \pm 0.02$ $V \pm 0.02$ $T \pm 0.02$

Material Characteristics P.534

Surface Roughness 1000



Material	Hardness	Color	Part No.
Silicone Rubber (S1)	Shore A70	Light Grey	U-FWRBS
	Shore A50	Cream	U-FWRBA
Fluoro Rubber (FPM)	Shore A80	Black	U-FWRBF



$D \pm 0.02$ $V \pm 0.02$ $T \pm 0.02$

Material Characteristics P.534

D Tolerance	
D	Tol.
0.25 ~ 2.00	± 0.020
2.01 ~ 3.00	± 0.024
3.01 ~ 4.00	± 0.028

Surface Roughness 1000

Standard

Type	Part No.			D Selection (Callout)												T Selection		
	Callout	V	Screw Size	5/16	3/8	7/16	1/2	5/8	3/4	7/8	1"	1-1/4	1-1/2	1-3/4	2"	1/16	1/8	3/16
U-WRBS (Shore A70)	0.11	0.112	#4	0.31	0.38											0.063		
	0.14	0.138	#6	0.31	0.38	0.44										0.063		
	0.16	0.164	#8		0.38	0.44	0.50									0.063	0.125	
	0.19	0.190	#10			0.44	0.50	0.63								0.125		
	0.25	0.250	1/4				0.50	0.63	0.75							0.125	0.188	
	0.31	0.310	5/16					0.63	0.75	0.88						0.125	0.188	
	0.38	0.380	3/8						0.75	0.88	1.00					0.125	0.188	
	0.38	0.380	3/8									1.25				0.125	0.188	
	0.50	0.500	1/2									1.00	1.25	1.50		0.125	0.188	
	0.63	0.630	5/8										1.25	1.50		0.125	0.188	
U-WRBA (Shore A50)	0.63	0.630	5/8										1.75			0.188		
	0.75	0.750	3/4									1.50			0.125	0.188		
	0.75	0.750	3/4										1.75	2.00		0.188		
	1.00	1.000	1"											1.75	2.00		0.188	
U-WRBF (Shore A80)	0.63	0.630	5/8											1.75		0.188		
	0.75	0.750	3/4											1.75	2.00		0.188	

Order Example The part number consists only of the fields with blue characters.

Part No. -

Type

U-WRBS 0.50 - D 1.50 - T 0.188

Technical Information

Callout	D	
	Nominal	Actual Diameter
0.31	5/16	0.313
0.38	3/8	0.375
0.44	7/16	0.438
0.50	1/2	0.500
0.63	5/8	0.625
0.75	3/4	0.750
0.88	7/8	0.875
1.00	1"	1.000
1.25	1-1/4	1.250
1.50	1-1/2	1.500
1.75	1-3/4	1.750
2.00	2"	2.000

Days to Ship **8** Days

Non-Returnable P.30

Price

Quantity Discount Rate				
Quantity	1~19	20~49	50~99	100~
Rate	—	5%	10%	15%

For larger quantity orders "Days to Ship" may differ from published catalog term. P.29

Type	\$ Unit Price (Qty. 1~19)											
	D											
U-WRBS	1.00	1.00	1.00	1.00	1.00	1.10	1.20	1.30	1.40	1.50	1.75	2.00
U-WRBA	1.00	1.00	1.00	1.00	1.00	1.10	1.20	1.30	1.40	1.80	2.20	2.90
U-WRBF	1.80	1.80	1.80	1.80	1.80	2.50	2.90	3.30	4.20	5.10	7.00	8.00

Configurable Dimension

Part No.	Choose in 0.01" Increments		T Selection	\$ Unit Price (Qty. 1~19)					
	V	D		U-FWRBS		U-FWRBA		U-FWRBF	
				T0.063-0.250	T0.375-0.500	T0.063-0.250	T0.375-0.500	T0.063-0.250	T0.375-0.500
U-FWRBS (Shore A70)	0 (No Hole)	0.31 ~ 0.50	0.063 0.125 0.188 0.250 0.375 0.500	3.00	4.00	3.00	4.00	3.80	5.70
	0.12 ~ 0.25	0.36 ~ 0.50		3.30	4.40	3.30	4.40	4.60	6.80
0.18 ~ 0.75	0.51 ~ 1.00	5.00		6.00	5.00	6.00	7.20	8.60	
0.25 ~ 1.25	1.01 ~ 1.50	6.00		7.20	6.00	7.20	9.40	11.20	
U-FWRBA (Shore A50)	0.25 ~ 2.25	2.01 ~ 2.50		7.70	8.80	7.70	8.80	13.00	17.30
U-FWRBF (Shore A80)	0.25 ~ 2.75	2.51 ~ 3.00		9.90	11.00	9.90	11.00	17.70	25.00
	0.25 ~ 3.25	3.01 ~ 3.50		12.50	16.50	12.50	16.50	26.00	41.60
	0.25 ~ 3.50	3.51 ~ 4.00		17.10	22.50	17.10	22.50	30.00	48.00
				18.50	25.00	18.50	25.00	42.60	62.40

Order Example The part number consists only of the fields with blue characters.

Part No. - -

U-FWRBA - V 2.00 - D 4.00 - T 0.500

Selection Criteria: $V \leq D - 0.25$

Days to Ship **8** Days

Non-Returnable P.30

Price

Quantity Discount Rate				
Quantity	1~19	20~49	50~99	100~
Rate	—	5%	10%	15%

For larger quantity orders "Days to Ship" may differ from published catalog term. P.29

Example

