


Pivot Bases -T, U-Shaped-



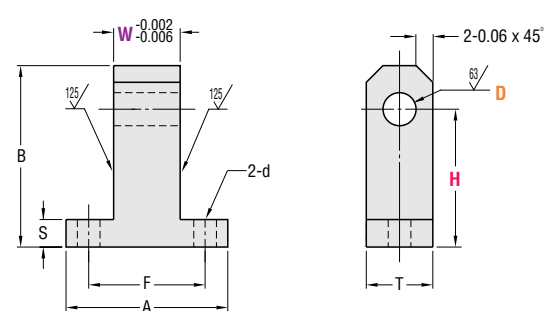
These T, U-Shaped Pivot Bases are suitable for pivot/hinge applications. Choose from a variety of styles and sizes to suit your needs.

T-Shaped



Material	Surface Treatment	Type
1045 Steel	Black Oxide	U-HGBTB
	Electroless Nickel Plating	U-HGBTM
304 Stainless Steel	-	U-HGBTS

Material Characteristics [P.628, 629](#)



General Tolerance
Unless otherwise specified use the table below.

From	To	Tolerance
0.000	5.000	±0.01
5.001	16.000	±0.02
16.001	60.000	±0.05

Thread or hole location tolerance: ±0.005' non-cumulative.

Surface Roughness: Unless otherwise specified $\sqrt{320}$

Type	Part No.			Choose in		\$ Unit Price (Qty. 1~4)		
	Callout	Nominal	Tolerance	H	W	U-HGBTB	U-HGBTM	U-HGBTS
U-HGBTB U-HGBTM U-HGBTS	0.13	1/8	0.1255 0.1250	0.625 ~ 1.000	0.125 ~ 0.250	21.20	23.90	33.20
	0.19	3/16	0.1880 0.1875	0.750 ~ 1.250	0.250 ~ 0.375	24.60	27.10	38.90
	0.25	1/4	0.2506 0.2500	0.750 ~ 1.250	0.250 ~ 0.500	24.90	27.40	39.20
	0.38	3/8	0.3756 0.3750	1.250 ~ 1.500	0.375 ~ 0.750	28.70	31.60	47.70
	0.50	1/2	0.5007 0.5000	1.250 ~ 1.500	0.500 ~ 1.000	29.80	32.80	50.90
	0.63	5/8	0.6257 0.6250	1.375 ~ 1.750	0.625 ~ 1.000	36.80	40.60	62.50
	0.75	3/4	0.7508 0.7500	1.500 ~ 2.000	0.750 ~ 1.250	45.80	50.40	83.60

Order Example The part number consists only of the fields with blue characters. Please refer to the table below for technical information.

Part No. — **H** — **W**

Type **D**

U-HGBTB 0.50 — H1.375 — W0.997

Technical Information

D	A	F	B	S	T	d	
						Dia.	Compatible Bolt
0.13	1.000	0.625	H + 0.250	0.250	0.375	0.154	# 6
0.19	1.375	1.000	H + 0.250	0.250	0.500	0.180	# 8
0.25	1.375	1.000	H + 0.313	0.250	0.500	0.206	#10
0.38	1.750	1.250	H + 0.375	0.375	0.625	0.281	1/4
0.50	2.250	1.625	H + 0.375	0.375	0.750	0.344	5/16
0.63	2.250	1.625	H + 0.500	0.625	0.875	0.344	5/16
0.75	2.750	2.000	H + 0.563	0.625	1.000	0.406	3/8

Days to Ship 8 Days
Non-Returnable [P.30](#)

Price

Quantity Discount Rate

Quantity	Rate
1~4	—
5~9	5%
10~19	10%
20~	15%

For larger quantity orders "Days to Ship" may differ from published catalog term. [P.29](#)

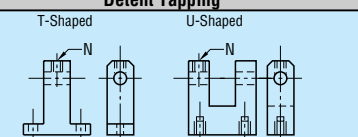
Optional Modification

Part No. — **H** — **W** — (Ordering Code)

Type **D**

U-HGBTB 0.50 — H1.375 — W0.997 — **TC**

Detent Tapping



Ordering Code **TC**

Detail

Adds detent tapping at one place.
Ordering Code TC


D	N (Thread)	Major Dia.
0.13	#5-40	0.125
0.19	#6-32	0.138
0.25	#8-32	0.164
0.38	#8-32	0.164
0.50	#10-32	0.190
0.63	#10-32	0.190
0.75	1/4-20	0.250

For the "T-Shape", W ≥ Major Dia. + 0.079 is necessary.
For the "U-Shape", (A-W) / 2 ≥ Major Dia. + 0.079 is necessary.

Price Adder 5.00

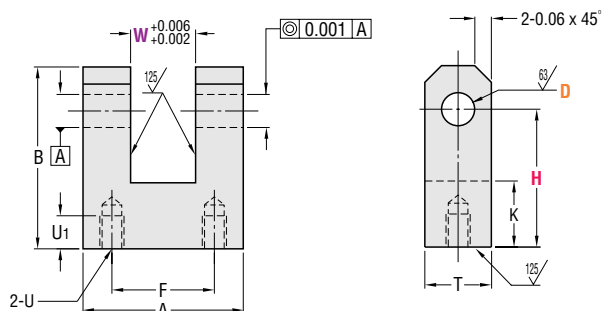
When using Optional Modification, add the "Price Adder" to the standard "Unit Price".

U-Shaped



Material	Surface Treatment	Type
1045 Steel	Black Oxide	U-HGBUB
	Electroless Nickel Plating	U-HGBUM
304 Stainless Steel	-	U-HGBUS

Material Characteristics [P.628, 629](#)



General Tolerance
Unless otherwise specified use the table below.

From	To	Tolerance
0.000	5.000	±0.01
5.001	16.000	±0.02
16.001	60.000	±0.05

Thread or hole location tolerance: ±0.005' non-cumulative.

Surface Roughness: Unless otherwise specified $\sqrt{320}$

Type	Part No.			Choose in		\$ Unit Price (Qty. 1~4)		
	Callout	Nominal	Tolerance	H	W	U-HGBUB	U-HGBUM	U-HGBUS
U-HGBUB U-HGBUM U-HGBUS	0.13	1/8	0.1255 0.1250	0.750 ~ 1.000	0.125 ~ 0.375	21.20	23.40	32.20
	0.19	3/16	0.1880 0.1875	1.000 ~ 1.250	0.250 ~ 0.625	25.50	28.00	39.60
	0.25	1/4	0.2506 0.2500	1.000 ~ 1.250	0.250 ~ 0.625	27.30	30.10	42.40
	0.38	3/8	0.3756 0.3750	1.250 ~ 1.500	0.375 ~ 1.125	31.40	34.50	50.30
	0.50	1/2	0.5007 0.5000	1.250 ~ 1.500	0.500 ~ 1.125	33.60	36.90	53.30
	0.63	5/8	0.6257 0.6250	1.375 ~ 1.750	0.625 ~ 1.125	36.60	40.30	59.90
	0.75	3/4	0.7508 0.7500	1.500 ~ 2.000	0.750 ~ 1.250	45.20	49.80	74.80

Order Example The part number consists only of the fields with blue characters. Please refer to the table below for technical information.

Part No. — **H** — **W**

Type **D**

U-HGBUB 0.50 — H1.375 — W0.997

Technical Information

D	A	F	B	K	T	U (Thread)		U1
						Size	Major Dia.	
0.13	0.625	0.375	H + 0.250	0.375	0.375	#6-32	0.138	0.276
0.19	1.000	0.625	H + 0.250	0.500	0.500	#8-32	0.164	0.328
0.25	1.250	0.750	H + 0.313	0.500	0.500	#8-32	0.164	0.328
0.38	2.000	1.500	H + 0.375	0.563	0.625	#10-32	0.190	0.380
0.50	2.000	1.500	H + 0.375	0.563	0.750	#10-32	0.190	0.380
0.63	2.000	1.375	H + 0.500	0.625	0.875	1/4-20	0.250	0.500
0.75	2.500	1.875	H + 0.563	0.750	1.000	5/16-18	0.313	0.626

Days to Ship 8 Days
Non-Returnable [P.30](#)

Price

Quantity Discount Rate

Quantity	Rate
1~4	—
5~9	5%
10~19	10%
20~	15%

For larger quantity orders "Days to Ship" may differ from published catalog term. [P.29](#)

Optional Modification

Part No. — **H** — **W** — (Ordering Code)

Type **D**

U-HGBUB 0.50 — H1.375 — W0.997 — **TC**

Example

