

Precision Pivot Pins


—Standard with Cotter Pin Holes—



Our Precision Pivot Pins are offered in many popular configurations with either selectable standard length or configurable length that users can specify the lengths in 0.001" increments. All pins have high precision O.D. tolerance for consistent fit and good functional reliability. They are available in 1045 Steel soft/hard and 304 stainless steel.

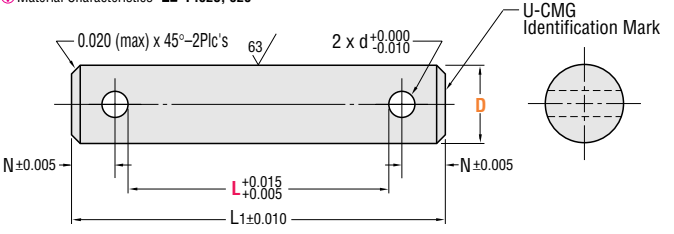


□: New Price



Material	Hardness	Surface Treatment	Type
1045 Steel	-	Black Oxide	U-CMG
	40-45HRC		U-CMGH
304 Stainless Steel	-	-	U-SCMG

Material Characteristics **P.628, 629**




U-CMG Identification Mark

Surface Roughness: Unless otherwise specified $1000\sqrt{\text{ }}$

U-CMG non-hardened pins are marked on one end to distinguish them from hardened pins.

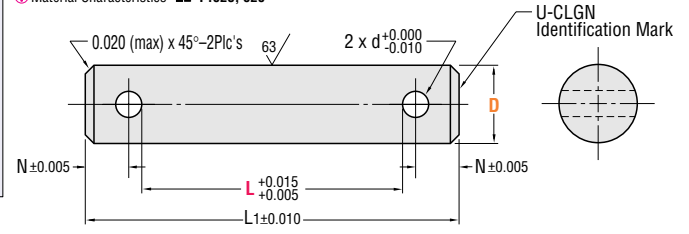
General Tolerance		
Unless otherwise specified use the table below.		
From	To	Tolerance
0.000	5.000	±0.01
5.001	16.000	±0.02
16.001	60.000	±0.05

Thread or hole location tolerance: ±0.005" non-cumulative.



Material	Hardness	Surface Treatment	Type
1045 Steel	-	Black Oxide	U-CLGN
	40-45HRC		U-CLGHN
304 Stainless Steel	-	-	U-SCLGN

Material Characteristics **P.628, 629**



U-CLGN Identification Mark

Surface Roughness: Unless otherwise specified $1000\sqrt{\text{ }}$

U-CLGN non-hardened pins are marked on one end to distinguish them from hardened pins.

General Tolerance		
Unless otherwise specified use the table below.		
From	To	Tolerance
0.000	5.000	±0.01
5.001	16.000	±0.02
16.001	60.000	±0.05

Thread or hole location tolerance: ±0.005" non-cumulative.

Standard L Dimension

Type	Part No.			Selection (Callout)								\$ Unit Price (Qty. 1-19)			
	Callout	Nominal	Tolerance	3/8	1/2	5/8	3/4	1"	1-1/4	1-1/2	1-3/4	2"	U-CMG	U-CMGH	U-SCMG
U-CMG U-CMGH U-SCMG	0.13	1/8	0.1249 0.1246	0.38	0.50	0.63	0.75	1.00					1.60	1.80	1.80
	0.19	3/16	0.1874 0.1871	0.38	0.50	0.63	0.75	1.00					1.80	2.00	2.00
	0.25	1/4	0.2498 0.2494			0.63	0.75	1.00	1.25	1.50			2.00	2.20	2.20
	0.38	3/8	0.3748 0.3744				0.75	1.00	1.25	1.50	1.75		2.60	2.90	3.20
	0.50	1/2	0.4998 0.4994					1.00	1.25	1.50	1.75	2.00	3.20	3.80	4.70

Order Example **The part number consists only of the fields with blue characters. Please refer to the table below for technical information.**

Part No. — L

Type D

U-CMG 0.50 — L 2.00

Technical Information

D		L1	N	d	Compatible Cotter Pins
Callout	Nominal				
0.13	1/8	L + 0.235	0.094	0.047	1/32
0.19	3/16	L + 0.312	0.125	0.062	3/64
0.25	1/4	L + 0.407	0.156	0.094	1/16, 5/64
0.38	3/8	L + 0.500	0.188	0.125	7/64
0.50	1/2	L + 0.656	0.250	0.156	1/8, 9/64

L		
Callout	Nominal	Dimension
0.38	3/8	0.375
0.50	1/2	0.500
0.63	5/8	0.625
0.75	3/4	0.750
1.00	1"	1.000
1.25	1-1/4	1.250
1.50	1-1/2	1.500
1.75	1-3/4	1.750
2.00	2"	2.000

Days to Ship **1** Day

Price **Quantity Discount Rate**

Quantity	1-19	20-49	50-99	100-
Rate	—	2%	3%	5%

For larger quantity orders "Days to Ship" may differ from published catalog term. **P.29**

Configurable L Dimension

Type	Part No.			Choose in 0.001" Increments	\$ Unit Price		
	Callout	Nominal	Tolerance		U-CLGN	U-CLGHN	U-SCLGN
U-CLGN U-CLGHN U-SCLGN	0.13	1/8	0.1249 0.1246	0.500 ~ 2.000	5.20	5.60	6.80
	0.19	3/16	0.1874 0.1871	0.500 ~ 2.500	6.60	7.20	9.10
	0.25	1/4	0.2498 0.2494	0.750 ~ 4.000	6.80	7.70	9.70
	0.38	3/8	0.3748 0.3744	0.750 ~ 4.000	8.30	8.90	11.00
	0.50	1/2	0.4998 0.4994	1.000 ~ 5.500	9.10	9.90	12.80
	0.63	5/8	0.6248 0.6244	1.250 ~ 5.500	10.60	11.30	14.60
	0.75	3/4	0.7497 0.7492	1.250 ~ 5.500	12.20	13.00	16.60
	1.00	1"	0.9997 0.9992	1.500 ~ 5.500	14.60	16.20	19.70

Order Example **The part number consists only of the fields with blue characters. Please refer to the table below for technical information.**

Part No. — L

Type D

U-CLGN 0.50 — L 4.000

Technical Information

D		L1	N	d	Compatible Cotter Pins
Callout	Nominal				
0.13	1/8	L + 0.235	0.094	0.047	1/32
0.19	3/16	L + 0.312	0.125	0.062	3/64
0.25	1/4	L + 0.407	0.156	0.094	1/16, 5/64
0.38	3/8	L + 0.500	0.188	0.125	7/64
0.50	1/2	L + 0.656	0.250	0.156	1/8, 9/64
0.63	5/8	L + 0.719	0.281	0.156	1/8, 9/64
0.75	3/4	L + 0.797	0.313	0.172	5/32
1.00	1"	L + 0.922	0.375	0.172	5/32

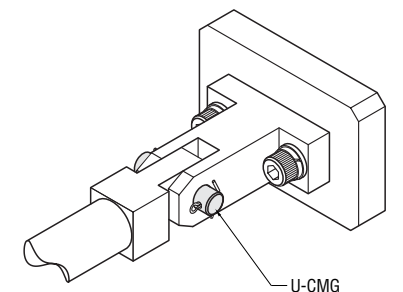
Days to Ship **Standard 6** Days **Express 4** Days (Specify Express A) \$ 2.00/piece **P.30**

Non-Returnable **P.30** A flat charge of \$5.40 for 3 or more identical pieces.

Price **Quantity Discount Rate**

Quantity	1	2-4	5-19	20-
Rate	—	5%	15%	20%

For larger quantity orders "Days to Ship" may differ from published catalog term. **P.29**



Pivot Bases -T-Shaped- P.407



Pivot Bases -U-Shaped- P.408



Pivot Bases -7Z-Shaped- P.409