

Bushings for Locating Pins -Configurable Dimension- -Straight-

Price Revision

☐: New Price

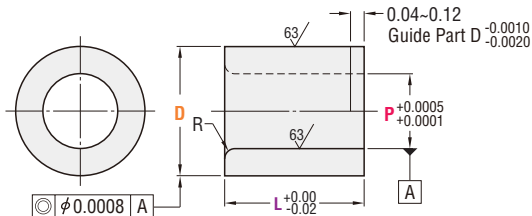


The advantage of the configurable dimension bushings is the fine 0.0005" increments of the I.D. that can be selected. Bushings for Locating Pins are designed for light press fit O.D. tolerance and are not recommended to be used as drill bushings unless the mounting bore is adequately undersized. Used mainly in combination with locating pins, the bushings are very precise. Available in O1 tool steel and stainless steel.



Material	Surface Treatment	Hardness	Type
O1 Tool Steel	-	60HRC ~	U-JBAFP
	Black Oxide	60HRC ~	U-JBAFBP
	Electroless Nickel Plating	60HRC ~	U-JBAFMP
440C Stainless Steel	-	56HRC ~	U-JBAFCP

Material Characteristics P.628, 629



General Tolerance Unless otherwise specified use the table below.

From	To	Tolerance
0.000	5.000	+0.01
5.001	16.000	+0.02
16.001	60.000	+0.05

Thread or hole location tolerance: ±0.005" non-cumulative.

Surface Roughness: Unless otherwise specified

Type	Part No.			P Choose in 0.0005" Increments	L Selection										R	
	Callout	Nominal	Tolerance		1/4	5/16	3/8	1/2	5/8	3/4	1"	1-1/4	1-3/8	1-1/2		
U-JBAFP U-JBAFBP U-JBAFMP U-JBAFCP	0.25	1/4	0.2509 0.2506	0.1000 ~ 0.1405	0.25	0.31										0.03
	0.31	5/16	0.3135 0.3131	0.1250 ~ 0.1935	0.31	0.38	0.50									0.04
	0.38	3/8	0.3759 0.3756	0.1935 ~ 0.2280	0.31	0.38	0.50	0.63								0.04
	0.41	13/32	0.4074 0.4070	0.1875 ~ 0.2570	0.31	0.38	0.50	0.63	0.75							0.04
	0.44	7/16	0.4387 0.4382	0.2340 ~ 0.2900	0.31	0.38	0.50	0.63	0.75							0.06
	0.50	1/2	0.5011 0.5007	0.1875 ~ 0.3160	0.31	0.38	0.50	0.63	0.75							0.06
	0.56	9/16	0.5637 0.5632	0.2950 ~ 0.3440	0.38	0.50	0.63	0.75	1.00							0.06
	0.63	5/8	0.6261 0.6257	0.3125 ~ 0.4375	0.38	0.50	0.63	0.75	1.00							0.06
	0.75	3/4	0.7514 0.7509	0.3125 ~ 0.5315	0.50	0.63	0.75	1.00	1.25							0.09
	0.88	7/8	0.8764 0.8759	0.5000 ~ 0.6565	0.50	0.63	0.75	1.00	1.25							0.09
	1.00	1"	1.0014 1.0009	0.5000 ~ 0.7655	0.50	0.63	0.75	1.00	1.25							0.09
	1.13	1-1/8	1.1264 1.1259	0.7655 ~ 0.8440	0.63	0.75	1.00	1.25	1.38							0.13
	1.25	1-1/4	1.2517 1.2510	0.8440 ~ 0.9375	0.63	0.75	1.00	1.25	1.38	1.50						0.13
1.38	1-3/8	1.3767 1.3760	0.8595 ~ 1.0320	0.63	0.75	1.00	1.25	1.38	1.50						0.13	

The part number consists only of the fields with blue characters.

Order Example Part No. - P - L

Type D U-JBAFP 0.44 - P 0.2660 - L 0.63

Selection Criteria: When P ≤ 0.1410, L ≤ P × 2.5 / When P ≥ 0.1415, L ≤ P × 3

Days to Ship: Standard 8 Days, Express 5 Days (Specify Express B) \$ 2.00/piece P.30

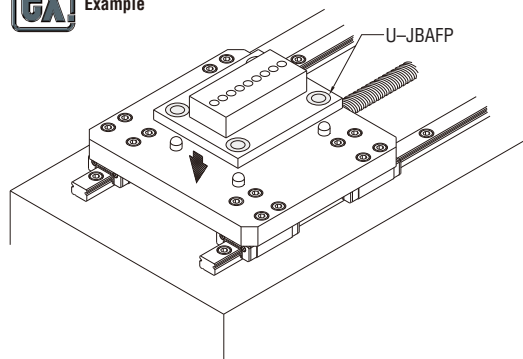
Price: Non-Returnable P.30 A flat charge of \$5.40 for 3 or more identical pieces.

Quantity Discount Rate

Quantity	1-4	5-9	10-19	20-
Rate	—	5%	10%	15%

Example

D	\$ Unit Price (Qty. 1-4)			
	U-JBAFP	U-JBAFBP	U-JBAFMP	U-JBAFCP
0.25	14.50	16.50	17.40	27.70
0.31	12.90	14.90	15.40	24.60
0.38	11.20	13.20	13.40	21.50
0.41	11.20	13.20	13.40	21.50
0.44	10.60	12.50	12.70	20.10
0.50	10.60	12.50	12.70	20.10
0.56	11.20	13.20	13.40	21.50
0.63	12.90	15.20	15.40	24.60
0.75	14.50	16.50	17.40	27.70
0.88	14.50	16.50	17.40	27.70
1.00	16.20	18.20	19.40	30.90
1.13	17.80	20.80	21.30	34.00
1.25	17.80	20.80	21.30	34.00
1.38	19.60	21.60	23.20	37.00



Bushings for Locating Pins -Configurable Dimension- -Flanged-

Price Revision

☐: New Price

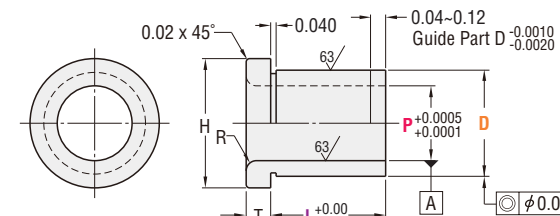


The advantage of the configurable dimension bushings is the fine 0.0005" increments of the I.D. that can be selected. Bushings for Locating Pins are designed for light press fit O.D. tolerance and are not recommended to be used as drill bushings unless the mounting bore is adequately undersized. Used mainly in combination with locating pins, the bushings are very precise. Available in O1 tool steel and stainless steel. The flange undercut helps fully insert the bushing into the locating fixture.



Material	Surface Treatment	Hardness	Type
O1 Tool Steel	-	60HRC ~	U-JBHFP
	Black Oxide	60HRC ~	U-JBHFBP
	Electroless Nickel Plating	60HRC ~	U-JBHFMP
440C Stainless Steel	-	56HRC ~	U-JBHFCP

Material Characteristics P.628, 629



General Tolerance Unless otherwise specified use the table below.

From	To	Tolerance
0.000	5.000	+0.01
5.001	16.000	+0.02
16.001	60.000	+0.05

Thread or hole location tolerance: ±0.005" non-cumulative.

Surface Roughness: Unless otherwise specified

Type	Part No.			P Choose in 0.0005" Increments	L Selection										R	H	T	
	Callout	Nominal	Tolerance		1/4	5/16	3/8	1/2	5/8	3/4	1"	1-1/4	1-3/8	1-1/2				
U-JBHFP U-JBHFBP U-JBHFMP U-JBHFCP	0.25	1/4	0.2509 0.2506	0.1000 ~ 0.1405	0.25											0.03	0.36	0.09
	0.31	5/16	0.3135 0.3131	0.1250 ~ 0.1935	0.25	0.31										0.04	0.42	0.13
	0.38	3/8	0.3759 0.3756	0.1935 ~ 0.2280	0.31	0.38	0.50									0.04	0.50	0.09
	0.41	13/32	0.4074 0.4070	0.1875 ~ 0.2570	0.31	0.38	0.50	0.63	0.75							0.04	0.50	0.16
	0.44	7/16	0.4387 0.4382	0.2340 ~ 0.2900	0.31	0.38	0.50	0.63	0.75							0.06	0.56	0.09
	0.50	1/2	0.5011 0.5007	0.1875 ~ 0.3160	0.31	0.38	0.50	0.63	0.75							0.06	0.61	0.22
	0.56	9/16	0.5637 0.5632	0.2950 ~ 0.3440	0.38	0.50	0.63	0.75	1.00							0.06	0.69	0.09
	0.63	5/8	0.6261 0.6257	0.3125 ~ 0.4375	0.38	0.50	0.63	0.75	1.00							0.06	0.80	0.22
	0.75	3/4	0.7514 0.7509	0.3125 ~ 0.5315	0.50	0.63	0.75	1.00	1.25							0.09	0.92	0.22
	0.88	7/8	0.8764 0.8759	0.5000 ~ 0.6565	0.50	0.63	0.75	1.00	1.25							0.09	1.11	0.25
	1.00	1"	1.0014 1.0009	0.5000 ~ 0.7655	0.50	0.63	0.75	1.00	1.25							0.09	1.23	0.31
	1.25	1-1/4	1.2517 1.2510	0.8440 ~ 0.9375	0.63	0.75	1.00	1.25	1.38	1.50						0.13	1.50	0.25
	1.38	1-3/8	1.3767 1.3760	0.8595 ~ 1.0320	0.63	0.75	1.00	1.25	1.38	1.50						0.13	1.61	0.38

The part number consists only of the fields with blue characters.

Order Example Part No. - P - L

Type D U-JBHFP 1.00 - P 0.6875 - L 1.25

Selection Criteria: When P ≤ 0.1410, L + T ≤ P × 2.5 / When P ≥ 0.1415, L + T ≤ P × 3

Days to Ship: Standard 8 Days, Express 5 Days (Specify Express B) \$ 2.00/piece P.30

Price: Non-Returnable P.30 A flat charge of \$5.40 for 3 or more identical pieces.

Quantity Discount Rate

Quantity	1-4	5-9	10-19	20-
Rate	—	5%	10%	15%

For larger quantity orders "Days to Ship" may differ from published catalog term. P.29

D	\$ Unit Price (Qty. 1-4)			
	U-JBHFP	U-JBHFBP	U-JBHFMP	U-JBHFCP
0.25	18.30	20.20	21.90	34.90
0.31	15.40	17.40	18.50	29.40
0.38	14.00	16.00	16.70	26.70
0.41	14.00	16.00	16.70	26.70
0.44	14.00	16.00	16.70	26.70
0.50	14.00	16.00	16.70	26.70
0.56	14.00	16.00	16.70	26.70
0.63	16.10	18.40	19.30	30.70
0.75	19.60	21.60	23.50	37.40
0.88	19.60	21.60	23.50	37.40
1.00	22.40	24.40	27.00	42.90
1.25	25.30	27.30	30.40	48.30
1.38	28.10	30.00	33.70	53.70



Locating Pins P.325



Locating Pins P.329



Locating Pins for Jigs & Fixtures P.355



Locating Pins for Jigs & Fixtures P.357

