


Locating Pilot Pins

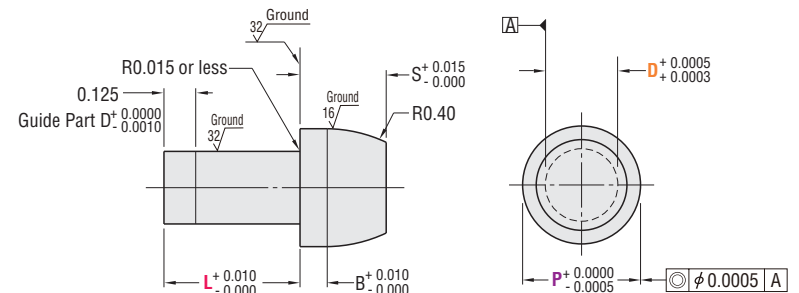
The Pilot Pin's unique design gives you an advantage when used with rotary mechanisms such as rotary dials, where the point of insertion is not moving in a linear, but in a rotary manner instead. Available in A2 harden tool steel and 304 stainless steel. Choose from simple design or an option with a threaded shank with a slot for a flat screwdriver on the face of the head.



■ No Thread

Material	Hardness	Type
A2 Tool Steel	60-63HRC	U-HPST
304 Stainless Steel	-	U-SHPST

Material Characteristics **P.628, 629**



General Tolerance
Unless otherwise specified use the table below.

From	To	Tolerance
0.000	5.000	±0.01
5.001	16.000	±0.02
16.001	60.000	±0.05

Thread or hole location tolerance: ±0.005* non-cumulative.

Surface Roughness: Unless otherwise specified $\sqrt{32}$

■ No Thread

Type	Part No.			Selection (Callout)			Choose in 0.0005" Increments	B	S	\$ Unit Price (Qty. 1~4)	
	Callout	Nominal	Actual	1/2	5/8	3/4				U-HPST	U-SHPST
U-HPST U-SHPST	0.13	1/8	0.1250	0.50	0.63		0.1560 ~ 0.2500	0.094	0.250	6.00	7.80
	0.19	3/16	0.1875	0.50	0.63		0.2500 ~ 0.3125	0.094	0.281	6.20	8.10
	0.25	1/4	0.2500	0.50	0.63		0.2810 ~ 0.3750	0.094	0.313	6.40	8.30
	0.31	5/16	0.3125		0.63	0.75	0.3750 ~ 0.5000	0.125	0.375	7.70	10.00
	0.38	3/8	0.3750		0.63	0.75	0.4375 ~ 0.5940	0.125	0.375	9.90	12.90

Order Example The part number consists only of the fields with blue characters. Please refer to the table below for technical information.

Part No. — L — P

Type D

U-HPST 0.25 — L 0.50 — P 0.3750

Technical Information

L Dimension		
Callout	Nominal	Actual
0.50	1/2	0.500
0.63	5/8	0.625
0.75	3/4	0.750

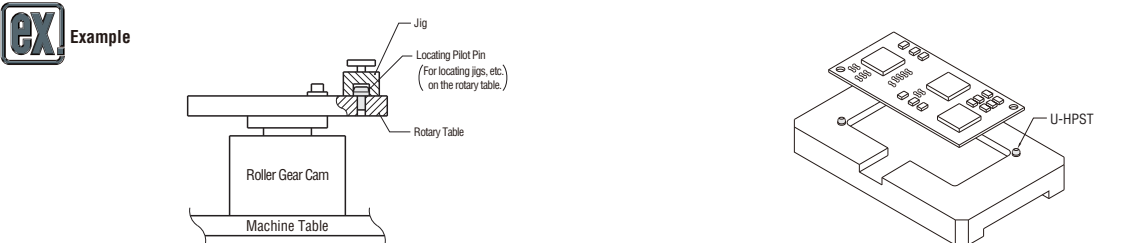
Days to Ship 3 Days (Non-Returnable P.30) 1 Day (Specify Express A) \$ 3.00/piece P.30


Price **Quantity Discount Rate**

Quantity	1~4	5~19	20~49	50~
Rate	—	5%	10%	15%

For larger quantity orders "Days to Ship" may differ from published catalog term. P.29

Example

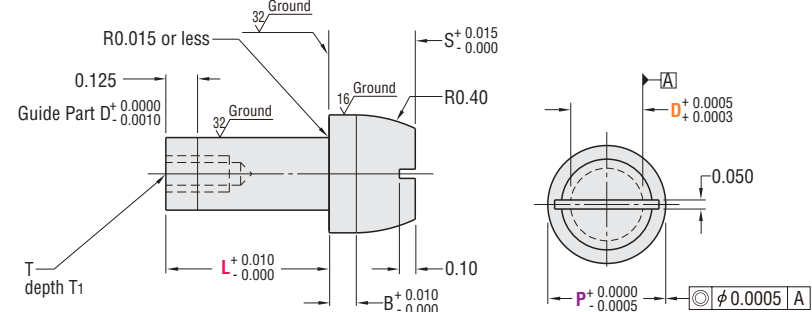




■ Female Thread

Material	Hardness	Type
A2 Tool Steel	60-63HRC	U-HPSTM
304 Stainless Steel	-	U-SHPSTM

Material Characteristics **P.628, 629**



General Tolerance
Unless otherwise specified use the table below.

From	To	Tolerance
0.000	5.000	±0.01
5.001	16.000	±0.02
16.001	60.000	±0.05

Thread or hole location tolerance: ±0.005* non-cumulative.

Surface Roughness: Unless otherwise specified $\sqrt{32}$

■ Female Thread

Type	Part No.			Selection (Callout)			Choose in 0.0005" Increments	B	S	\$ Unit Price (Qty. 1~4)	
	Callout	Nominal	Actual	1/2	5/8	3/4				U-HPSTM	U-SHPSTM
U-HPSTM U-SHPSTM	0.19	3/16	0.1875	0.50	0.63		0.2500 ~ 0.3125	0.094	0.250	10.30	13.40
	0.25	1/4	0.2500	0.50	0.63		0.2810 ~ 0.3750	0.094	0.281	10.30	13.40
	0.31	5/16	0.3125		0.63	0.75	0.3750 ~ 0.5000	0.094	0.313	11.90	15.50
	0.38	3/8	0.3750		0.63	0.75	0.4375 ~ 0.5940	0.125	0.375	11.90	15.50

Order Example The part number consists only of the fields with blue characters. Please refer to the table below for technical information.

Part No. — L — P

Type D

U-HPSTM 0.25 — L 0.50 — P 0.3750

Technical Information

L Dimension			D	T (Thread)		T ₁ (Depth)
Callout	Nominal	Actual		Size	Diameter	
0.50	1/2	0.500	0.19	#5-40	0.125	0.25
0.63	5/8	0.625	0.25	#5-40	0.125	0.25
0.75	3/4	0.750	0.31	#8-32	0.164	0.33
			0.38	#10-32	0.190	0.38

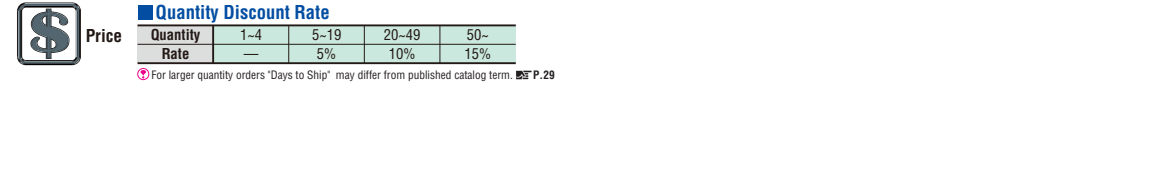
Days to Ship 3 Days (Non-Returnable P.30) 1 Day (Specify Express A) \$ 3.00/piece P.30

Price **Quantity Discount Rate**

Quantity	1~4	5~19	20~49	50~
Rate	—	5%	10%	15%

For larger quantity orders "Days to Ship" may differ from published catalog term. P.29

Example



Contents

How to Use the Catalog

Linear Motion

Linear Shafts

Bushings

Shaft Supports

Shaft Collars

Linear Guides

Rotary Motion

Rotary Shafts

Bearings w/ Housings

Pulleys Belts Couplings

Locating Components

Locating Pins & Bushings

Locating Components

General Components

Pivot Pins

Floating Joints

Posts

Device Stands

Strut Clamps

Angle Plates

Gussets

Welded Stands

Washers

Collars

Manifolds

Urethanes

Rubbers

Plates

Misc.

Technical Data

Business Information

Index