


Bearings with Housings –T-Shaped Base Mount–

–Configurable–

Bearings with Housings

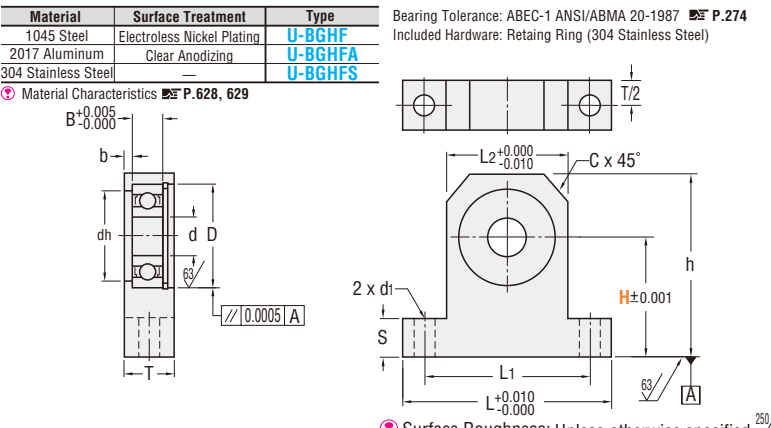
–Application Examples–



Material	Surface Treatment	Type
1045 Steel	Electroless Nickel Plating	U-BGHF
2017 Aluminum	Clear Anodizing	U-BGHFA
304 Stainless Steel	—	U-BGHFS

Material Characteristics **P. 628, 629**

Bearing Tolerance: ABEC-1 ANSI/ABMA 20-1987 **P. 274**
Included Hardware: Retaining Ring (304 Stainless Steel)



General Tolerance
Unless otherwise specified use the table below.

From	To	Tolerance
0.000	5.000	±0.01
5.001	16.000	±0.02
16.001	60.000	±0.05

Thread or hole location tolerance: ±0.005* non-cumulative.

Surface Roughness: Unless otherwise specified $Ra \leq 0.005$

Part No.	Type	Bearing No.	H Choose in 0.01" Increments	\$ Unit Price (Qty. 1~9)		
				U-BGHF	U-BAHFA	U-BGHFS
U-BGHF U-BGHFA U-BGHFS		6000ZZ	0.75 ~ 1.50	45.80	42.50	66.50
		6001ZZ	0.75 ~ 1.50	47.90	44.30	69.20
		6002ZZ	1.00 ~ 2.00	49.50	46.00	74.40
		6003ZZ	1.00 ~ 2.00	51.60	47.20	79.70
		6004ZZ	1.38 ~ 2.50	52.40	48.60	84.30
	6005ZZ	1.38 ~ 2.50	55.10	51.50	86.10	

Order Example

The part number consists only of the fields with blue characters. Please refer to the table below for technical information.

Part No. **H**

Type **U-BGHF** Bearing No. **6000ZZ** — **H 1.00**

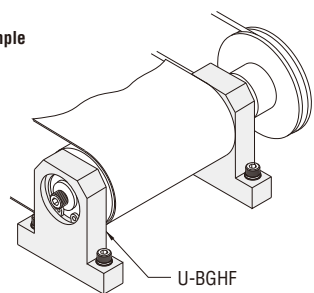
Technical Information

Bearing No.	d		D (H7)		B		dh	b	h	L	L1	L2	C	T	S	d1	Compatible Bolt
	mm	Inch	mm	Inch	mm	Inch											
6000ZZ	10	0.3937	26	1.0236	8	0.315	0.866	0.125	H+0.625	2.063	1.625	1.188	0.375	0.563	0.38	0.206	#10
6001ZZ	12	0.4724	28	1.1024	8	0.315	0.945	0.125	H+0.688	2.375	1.875	1.375	0.375	0.563	0.38	0.206	#10
6002ZZ	15	0.5906	32	1.2598	9	0.354	1.102	0.125	H+0.750	2.625	2.125	1.500	0.375	0.625	0.50	0.281	1/4
6003ZZ	17	0.6693	35	1.3780	10	0.394	1.220	0.125	H+0.813	2.813	2.250	1.688	0.375	0.688	0.50	0.281	1/4
6004ZZ	20	0.7874	42	1.6535	12	0.472	1.417	0.094	H+1.000	3.250	2.625	1.938	0.500	0.750	0.63	0.344	5/16
6005ZZ	25	0.9843	47	1.8504	12	0.472	1.614	0.094	H+1.125	3.500	2.875	2.188	0.500	0.750	0.63	0.344	5/16

The D (H7) is a standard fit representing clearance fit tolerance. **P. 608**

Days to Ship **6** Days
Non-Returnable **P. 30**

ex Example

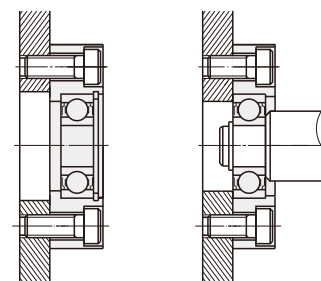


Price **Quantity Discount Rate**

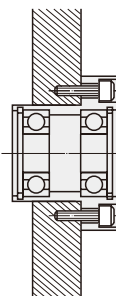
Quantity	1~4	5~9	10~19	20~
Rate	—	5%	10%	15%

For larger quantity orders "Days to Ship" may differ from published catalog term. **P. 29**

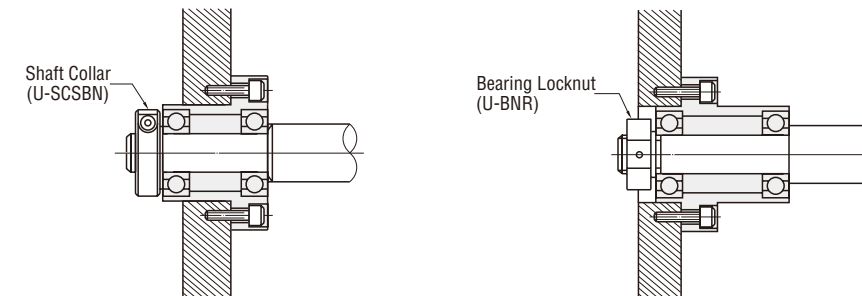
Standard



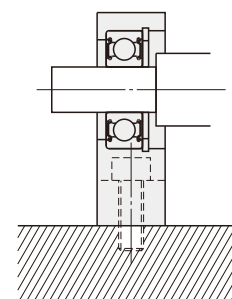
Double Bearings



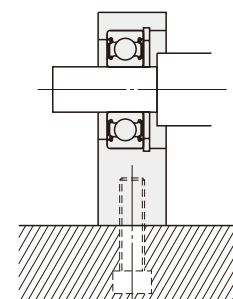
Double Bearings with Pilot



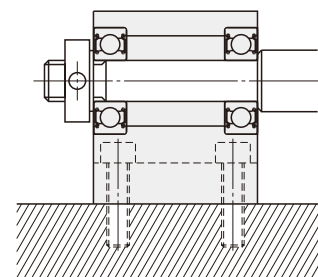
T-Shaped Base Mount



Bottom Mount



T-Shaped Base Mount Double Bearings



Contents

How to Use the Catalog

Linear Motion

Linear Shafts

Bushings

Shaft Supports
Shaft Collars

Linear Guides

Rotary Motion

Rotary Shafts

Bearings w/
Housings

Pulleys
Belts
Couplings

Locating Components

Locating Pins &
Bushings

Locating Components

General Components

Pivot Pins
Floating Joints

Posts
Device Stands
Strut Clamps

Angle Plates
Gussets
Welded Stands

Washers
Collars

Manifolds

Urethanes
Rubbers

Plates

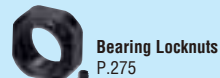
Misc.

Technical Data

Business Information

Index

Related Components



Express Options **P. 30**

MISUMI
www.misumiusa.com E-mail: inquire@misumiusa.com