
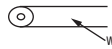
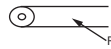
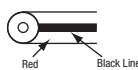



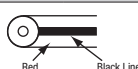





DIN									
Product Page OP.917									
CN1 Connector Pin No.	A Cable			C Cable		D Cable		CN2 Connector Pin No.	
	Pin No. is on OP.329	Example: Pin No. 2 			Example: Pin No. 1 White 		Example: Pin No. 1 Red 		Pin No. is on OP.329
Pin No.		Insulation Color	Mark Color	Pair Number	Insulation Color	Insulation Color	Mark Color	Pin No.	
1	Black	N/A	1	White	Red	-	1		
2	Black	White		Black	White	-	2		
3	Red	N/A	2	Red	Black	-	3		
4	Red	White		Black	Green	-	4		
5	Green	N/A	3	Green	Yellow	-	5		
6	Green	White		Black	Blue	-	6		
7	Yellow	N/A	4	Yellow	Brown	-	7		
8	Yellow	White		Black	Gray	-	8		
Hood	Shield	Shield	Shield	Shield	Shield	Shield	Hood		

CNR										
Product Page OP.873										
CN1 Pin No.	Wire Core Identification								CN2 Pin No.	
	Pin No. is on OP.230	A Cable			B Cable		C Cable			D Cable
Example: 16-core Pin No. 16, Red 			Example: Pin No. 1 White 		Example: Pin No. 1 White 		Example: Pin No. 10 Black / 10 		Pin No.	
Pin No.	2 ~ 12-core		16-core		Pair Number	Insulation Color	Pair Number	Insulation Color		Numbering
1	Black	Black	-	-	1	White	1	White	Black	1
2	White	White	-	-		Black		Black	Black	Black
3	Red	Red	-	-	2	Red	2	Red	Black	3
4	Green	Green	-	-		Black		Black	Black	Black
5	Yellow	Yellow	-	-	3	Green	3	Green	Black	5
6	Brown	Brown	-	-		Black		Black	Black	Black
7	Blue	Blue	-	-	4	Yellow	4	Yellow	Black	7
8	Gray	Purple	-	-		Black		Black	Black	Black
9	Orange	Gray	-	-	5	Brown	5	Brown	Black	9
10	Light Blue	Pink	-	-		Black		Black	Black	Black
11	Pink	Light Green	-	-	6	Blue	6	Blue	Black	11
12	Young Leaf	Orange	-	-		Black		Black	Black	Black
13	-	Light Blue	-	-	7	Gray	7	Gray	Black	13
14	-	Violet	-	-		Black		Black	Black	Black
15	-	White	Black	-	8	Orange	8	Orange	Black	15
16	-	Red	Black	-		Black		Black	Black	Black

* Shield is connected in the hood of the connector.

CNRW											
Product Page OP.876											
CN1 Pin No.	Wire Core Identification								CN2 Pin No.		
	Pin No. is on OP.251	A Cable			B Cable		C Cable			D Cable	
Example: 16-core Pin No. 16, Red 			Example: Pin No. 13 White / Black 		Example: Pin No. 2 White 		Example: Pin No. 3 3 		Pin No.		
Pin No.	2 ~ 12-core		16-core		Insulation Color	Mark Color	Insulation Color	Mark Color		Insulation Color	Numbering
1	Black	Black	-	-	Black	-	Black	-	Black	1	1
2	White	White	-	-	White	-	White	-	Black	2	2
3	Red	Red	-	-	Red	-	Red	-	Black	3	3
4	Green	Green	-	-	Green	-	Green	-	Black	4	4
5	Yellow	Yellow	-	-	Yellow	-	Yellow	-	Black	5	5
6	Brown	Brown	-	-	Brown	-	Brown	-	Black	6	6
7	Blue	Blue	-	-	Blue	-	Blue	-	Black	7	7
8	Gray	Purple	-	-	Gray	-	Gray	-	Black	8	8
9	Orange	Gray	-	-	Orange	-	Orange	-	Black	9	9
10	Light Blue	Pink	-	-	Pink	-	Pink	-	Black	10	10
11	Pink	Light Green	-	-	Light Blue	-	Light Blue	-	Black	11	11
12	Young Leaf	Orange	-	-	Purple	-	Purple	-	Black	12	12
13	-	Light Blue	-	-	White	Black	White	Black	Black	13	13
14	-	Violet	-	-	White	Red	White	Red	Black	14	14
15	-	White	Black	-	White	Green	White	Green	Black	15	15
16	-	Red	Black	-	White	Blue	White	Blue	Black	16	16

* Shield is connected in the hood of the connector.